

135-TRC-09-006

SAFETY COMPLIANCE TESTING FOR FMVSS 135
Passenger Car Brake Systems

General Motors Corporation
2009 Cadillac CTS AWD, 4-Door Sedan
NHTSA No. C90101

TRANSPORTATION RESEARCH CENTER INC.
10820 State Route 347
East Liberty, Ohio 43319



Final Report Completed: April 16, 2009

FINAL REPORT

Prepared Under Contract No.: DTNH22-06-C-00033

U.S. DEPARTMENT OF TRANSPORTATION
National Highway Traffic Safety Administration
Enforcement
Office of Vehicle Safety Compliance
1200 New Jersey Avenue S.E.
West Building 4th Floor
OVSC (NVS-221)
Washington, DC 20590

Prepared for the Department of Transportation, National Highway Traffic Safety Administration, under Contract No. DTNH22-06-C-00033.

This publication is distributed by the U.S. Department of Transportation, National Highway Traffic Safety Administration, in the interest of information exchange. The opinions, findings and conclusions expressed in this publication are those of the author(s) and not necessarily those of the Department of Transportation or the National Highway Traffic Safety Administration. The United States Government assumes no liability for its contents or use thereof. If trade or manufacturers' names or products are mentioned, it is only because they are considered essential to the object of the publication and should not be construed as an endorsement. The United States Government does not endorse products of manufacturers.

Prepared By

Randy Lander

Approved By

Jeff Sankey

Approval Date:

4/15/09

Final Report Acceptance By OVSC:

[Signature]

Contract Technical Manager, Office of
Vehicle Safety Compliance

4/20/09

Acceptance Date

1. REPORT NUMBER: 135-TRC-09-006	2. GOVERNMENT ACCESSION NO.:	3. RECIPIENTS CATALOG NO.:	
4. TITLE AND SUBTITLE: Final report of FMVSS 135 Compliance Testing of a 2009 Cadillac CTS AWD, 4-Door Sedan, NHTSA No. C90101		5. REPORT DATE: April 16, 2009	
		6. PERFORMING ORGANIZATION CODE: TRC 20060110/9351	
7. AUTHOR(S): Project Manager: ALAN IDA Project Engineer: RANDALL A. LANDES		8. PERFORMING ORGANIZATION REPORT NO.: TRC-DOT-135-090	
9. PERFORMING ORGANIZATION NAME AND ADDRESS: Transportation Research Center Inc. 10820 State Route 347 East Liberty, Ohio 43319		10. WORK UNIT NUMBER:	
		11. CONTRACT OR GRANT NO.: DTNH22-06-C-00033	
12. SPONSORING AGENCY NAME AND ADDRESS: U.S. Department of Transportation National Highway Traffic Safety Administration Enforcement Office of Vehicle Safety Compliance (NVS-221) 1200 New Jersey Avenue S.E. West Wing 4 th Floor Washington, DC 20590		13. TYPE OF REPORT AND PERIOD COVERED: Final test report Tested: 03/20/09 to 04/14/09	
		14. SPONSORING AGENCY CODE: NVS-221	
15. SUPPLEMENTARY NOTES:			
16. ABSTRACT: Compliance tests were conducted on the subject 2009 Cadillac CTS AWD, 4-Door Sedan, in accordance with the specifications of the Office of Vehicle Safety Compliance Test Procedure No. TP-135-01 for the determination of FMVSS 135 compliance. Test failures identified were as follows: None.			
17. KEY WORDS: Compliance Testing Safety Engineering FMVSS 135		18. DISTRIBUTION STATEMENT: Copies of this report are available from: NHTSA Technical Information Services NPO-411 1200 New Jersey Ave, S.E. Washington, DC 20590 Email: tis@nhtsa.dot.gov FAX: 202-493-2833	
19. SECURITY CLASSIF. (OF THIS REPORT): Unclassified	20. SECURITY CLASSIF. (OF THIS PAGE): Unclassified	21. NO. OF PAGES: 70	22. PRICE:

TABLE OF CONTENTS

<u>SECTION</u>	<u>TITLE</u>	<u>PAGE</u>
	Notice	i
	Table of Contents	iii
1.0	Introduction	1
2.0	Vehicle Information Sheet - Data Sheet 1	2
3.0	Summary of Testing	4
4.0	Vehicle Data	5
5.0	Test Data	7
6.0	Photographs	33
7.0	Instrumentation and Daily Calibrations	53
Appendix A	Copy of Manufacturer's Sticker	57
Appendix B	Discussion on Data	59
Appendix C	Contractor's Comments Procedure Modifications and Test Facility	61
Appendix D	Notice of Possible Non-Compliance	69

1.0 INTRODUCTION

Tests were conducted on a 2009 Cadillac CTS AWD, 4-Door Sedan, manufactured by General Motors Corporation, to determine compliance with FMVSS 135 "Passenger Car Brake Systems." All tests were conducted in accordance with the U.S. D.O.T., NHTSA Laboratory Procedure TP 135-01 and/or the corresponding TRC Inc. Test Procedure that was submitted to NHTSA for their approval. The Test Procedure was clearly described in the submitted document and has not been repeated in this report.

All stops were performed manually.

All tests were conducted by TRC Inc. personnel using the following TRC facilities:

7.5-Mile Test Track

Vehicle Maximum Speed

Burnish

Heating Snubs and Hot Performance Stops

Brake Cooling and Recovery Stops

Skid Pad

Cold Effectiveness Stops

High Speed Effectiveness Stops

Stops with Engine Off

Failed ABS

Failed Variable Proportioning Valve (if applicable)

Failed Hydraulic Circuits

Brake Power Assist Unit Failures

RBS Failure (if applicable)

EMF (Battery) Failure (if applicable)

Brake Slope

Parking Brake

Average PFC during the test period was 0.92 (Skid Pad) and 0.91 (Test Track) utilizing the ASTM E1337 w/E1336 tire method.

The test vehicle was ABS equipped. Therefore, the Wheel Lock Sequence and Adhesion Utilization Tests were not performed.

This vehicle met the requirements of FMVSS 135.

DATA SHEET 1 - VEHICLE INFORMATION

VEHICLE SPECS

Year: 2009	NHTSA No: C90101
Mfr: GENERAL MOTORS CORP	GVWR (Kg): 2340
Make: CADILLAC	GAWR Front(Kg): 1115
Model: CTS AWD	GAWR Rear(Kg): 1225
Body Style: 4 DR. SEDAN	Wheelbase (mm): 2895.6
Mfr. Date: 08/08	Odometer: Start:121 MI. End:607
VIN: 1G6DG577790130497	

BUSES ONLY

Chassis Mfg.: N/A
 Serial No.: N/A
 No. of Seats: N/A
 Manufacture Date: N/A

Engine Type: GASOLINE, SEQ. F.I., V-6 PISTON, DOHC, 24 VALVE W/VVT	
Displacement: 3.6 LITER	Tire Size: P235/50R18
Engine Hspwr: 263	Tire Type: PILOT HX MXM4,97V RADIAL,TUBE
Idle Speed(rpm): 535	Tire Mfr.: MICHELIN
Transmission Type: 6-SPD. AUTOMATIC, AWD	GVWR Front Press.(kpa): 240
No. of Axles: 2	GVWR Rear Press.(kpa): 240

BRAKE APPLY SYSTEM

Brake Series: Front:DISC Rear:DISC	Power Assist Unit: YES
Brake Actuation	Pwr Unit w/Accumulator: NO
(Hydr. Circuit Split): DIAGONAL	Pwr Asst./Pwr Unit w/Backup: NO
Power Unit: VACUUM	Variable Prop. System: YES
Anti-Skid unit Mfr: TRW	Anti-Skid Device: YES
Parking Mechanism: YES	
Type of Parking Unit: AUTOMATIC TRANSMISSION W/PARK DETENT	
Mstr Cylinder Dia(mm): 25.43	Pedal Ratio: 3.28: 1

FRONT SYSTEM BRAKE COMPONENT MATERIALS AND CONSTRUCTION:

BRAKE TYPE: DISC	Material: CAST
Drum Construction: N/A	LF Drum Shoe Cage Dia.(mm): 0.00
Disc Construction: CAST, VENTED	RF Drum Shoe Cage Dia.(mm): 0.00
Front Brake Dia.(mm): 315.85	LF Drum Dia. RESET(mm): 0.00
Fr Disc Thickness(mm): 30.12	RF Drum Dia. RESET(mm): 0.00
Lining Construction: Bonded	
FRONT BRAKE COMPONENT DIMENSIONS AND CODES:	
Inboard (Leading)	Outboard (Trailing)
Width(mm): 54.81	Width(mm): 54.61
Length(mm): 139.55	Length(mm): 139.52
Thickness(mm): 9.22	Thickness(mm): 9.52
Lining Code/Color: AK NS265H FF	Lining Code/Color: AK NS265H FF
Hyd. Piston Dia.(mm): 45.16 (X2)	

PL05VINTEDPCS\SETUP + SETUP2

DATA SHEET 1 - (CONTINUED)

REAR SYSTEM

BRAKE COMPONENT MATERIALS AND CONSTRUCTION:

BRAKE TYPE: DISC

Material: CAST

Drum Construction: N/A

LR Drum Shoe Cage Dia.(mm): 0.00

Disc Construction: CAST, VENTED

RR Drum Shoe Cage Dia.(mm): 0.00

Lining Construction: BONDED

LR Drum Dia. RESET(mm): 0.00

Rear Brake Dia.(mm): 314.96

RR Drum Dia. RESET(mm): 0.00

Rr Disc Thickness(mm): 23.09

Lining Construction: Bonded

REAR BRAKE COMPONENT DIMENSIONS AND CODES:

Inboard (Leading)

Outboard (Trailing)

Width(mm): 36.53

Width (mm): 36.55

Length(mm): 107.11

Length (mm): 107.14

Thickness(mm): 10.49

Thickness (mm): 10.29

Lining Code/Color: AK NS265H FF

Lining Code/Color: AK NS265H FF

Hyd Piston Dia (mm): 47.04

OTHER COMPONENT INFORMATION:

Friction-type Park Brake: N/A

Non-Service Brake Type

Parking Brake: FOOT-OPERATED

NOTE: If at any time after the test series has begun, any brake system part requires replacement or the brake system requires adjustments other than permitted in burnish and reburnish procedures, discontinue testing and notify the COTR immediately.

Technician: Jerry Inman

JERRY INMAN

Date: 4/15/09

Quality Assurance: Randy Landes

RANDY LANDES

3.0 SUMMARY OF TESTING

		Specification and Limit				TEST RESULTS (In compliance if one stop meets requirement)			
TEST	Loading Conditio n	Speed (km/h)	Min. Pedal Force (N)	Max. Pedal Force (N)	Stopping Distance Requirement (m)	Shortest Stop Min. Pedal Force (N)***	Shortest Stop Max. Pedal Force Newtons (Average – N)	Shortest Stop Stopping Distance (m) (Corrected)	PASS Fail
Equipment Requirements					Specified Equipment	Vehicle contains specified equipment			Pass
Vehicle Maximum Speed	LLVW	NA				215.7 km/h avg.			NA
Burnish	GVWR	80				200, 80 - 0 km/h stops @ 3.0 mpsps			NA
Wheel Lockup Sequence w/o ABS	GVWR				Lockup of front wheels prior to rear	ABS equipped – not required.			NA
Wheel Lockup Sequence w/o ABS	LLVW					ABS equipped – not required.			NA
Adhesion Utilization w/o ABS	LLVW				Rear axle adhesion utilization curve below specified value	ABS equipped – not required.			NA
Adhesion Utilization w/o ABS	GVWR					ABS equipped – not required.			NA
Cold Effectiveness	GVWR	100	65	500	70	5	465.5	44.0	Pass
High Speed Effectiveness	GVWR	160.0	65	500	spd. depend. – 187.5	5	497.7	107.5	Pass
Stops with Engine Off	GVWR	100	65	500	70	5	460.6	48.5	Pass
Cold Effectiveness	LLVW	100	65	500	70	5	487.0	42.1	Pass
High Speed Effectiveness	LLVW	160.0	65	500	spd. depend. – 187.5	5	495.9	104.1	Pass
Failed Antilock	LLVW	100	65	500	85	5	187.3	52.6	Pass
Failed Proportioning Valve	LLVW	100	65	500	110	5	NA	NA	NA
Failed Hydraulic Circuit #1	LLVW	100	65	500	168	5	477.0	85.2	Pass
Failed Hydraulic Circuit #2	LLVW	100	65	500	168	5	491.2	81.8	Pass
Failed Hydraulic Circuit #1	GVWR	100	65	500	168	5	478.2	82.5	Pass
Failed Hydraulic Circuit #2	GVWR	100	65	500	168	5	489.1	81.3	Pass
Failed Antilock	GVWR	100	65	500	85	5	254.5	50.4	Pass
Failed Proportioning Valve	GVWR	100	65	500	110	5	NA	NA	NA
Regenerative Brake System (RBS) Failure	GVWR	100	65	500	168	5	NA	NA	NA
Electromotive Force (EMF) – Battery Failure	GVWR	100	65	500	70	5	NA	NA	NA
Power Brake Unit Failure	GVWR	100	65	500	168	5	492.4	136.5	Pass
Parking Brake - Uphill	GVWR	-	-	500	Hold for 5 min.?	NA	490.1	Yes-Holds	Pass
Parking Brake - Downhill	GVWR	-	-	500	Hold for 5 min.?	NA	486.4	Yes-Holds	Pass
Heating Snubs	GVWR	120-60	NA	NA	15 Snubs- 3.0 mpsps	5	52 Vis. Avg.	NA	NA
Hot Performance Stop #1	GVWR	100	65	387 avg	66.5	5	331.4 (218.7)	54.9	Pass
Hot Performance Stop #2	GVWR	100	65	500	89	5	421.5 (311.8)	45.3	Pass
Brake Cooling	GVWR	50	NA	NA	4 Stops - 3.0 mpsps	5	58 Vis. Avg.	NA	NA
Recovery Performance Stop #1	GVWR	100	65	387 avg	One of the two stops between 32.6 and 58.4 meters.	5	396.1 (307.3)	43.5	Pass
Recovery Performance Stop #2	GVWR	100	65	387 avg		5	357.7 (263.9)	43.2	
Final Inspection-Brake Integrity	Check components for detachment, fracture or lubricants.					No detachments or fractures-normal appear. & colr.			Pass
Final Inspection- Reservoirs/Warning Indicators	Master cylinder or brake power reservoir shall meet the volume and label requirements of S5.4.2 and S5.4.3.					Brake system has sufficient capacity and indicators are in compliance.			Pass

*** Note: The Shortest Stop Minimum Pedal Force represents the minimum force value required to engage the data acquisition's recording mode.

DATA SHEET 3 - VEHICLE WEIGHT

VEHICLE: 2009 CADILLAC CTS AWD

NHTSA No. C90101 Date: 03/27/09

Tire Pressure(cold): Front (kpa) 240 Rear (kpa) 240
Odometer: Start 121 MI. End 607
Scale(s) Used: TRC Scales

NOTE: GVWR, LLVW and axle weights to be measured within +0% and -1%.

GVWR/GAWR INFORMATION
(From Veh. Certification Label)

UNLOADED VEHICLE WEIGHT(UVW)

GVWR(Kg): 2340
GAWR Front(Kg): 1115
GAWR Rear(Kg): 1225

L Front(Kg): 504 L Rear(Kg): 445
R Front(Kg): 512 R Rear(Kg): 453
T Front(Kg): 1016 T Rear(Kg): 898
Total UVW(Kg): 1914

TARGET LIGHT LOADED WEIGHT(LLVW):

ACTUAL LIGHT LOADED WEIGHT(LLVW):

NOTE 1: LLVW = UVW+181.4Kg

NOTE 2: Weight distributed in front passenger seat area.

NOTE 3: Neither axle load at LLVW less than at UVW; ballast as required.

L Front(Kg): 547 L Rear(Kg): 492
R Front(Kg): 558 R Rear(Kg): 498
T Front(Kg): 1105 T Rear(Kg): 990
Total LLVW(Kg): 2095

L Front(Kg): 551 L Rear(Kg): 492
R Front(Kg): 555 R Rear(Kg): 497
T Front(Kg): 1106 T Rear(Kg): 989
Total Actual Test LLVW(Kg): 2095

Load: Driver/Observer 91(Kg) + Instru. 41(Kg) + Ballast 49(Kg) = 181(Kg)

FULLY LOADED TEST WEIGHT (ACTUAL GVWR)

NOTE 1: Vehicle loaded so axle loads proportional to GAWR shown previously.

NOTE 2: But no axle weight to be less than at LLVW.

NOTE 3: If weight on any axle at LLVW exceeds the axle's proportional share of the GVWR, the load required to reach GVWR is placed so that the weight on that axle remains the same as at LLVW.

L Front(Kg): 556 L Rear(Kg): 613
R Front(Kg): 559 R Rear(Kg): 612
T Front(Kg): 1115 T Rear(Kg): 1225
Total Fully Loaded GVWR(Kg): 2340

Load: Driver/Observer 91(Kg) + Instru. 41(Kg) + Ballast 294(Kg)= 426(kg)

Technician: Jerry Inman
JERRY INMAN

Date: 4/15/09

Quality Assurance:

Randy Landes
RANDY LANDES

DATA SHEET 4 - EQUIPMENT REQUIREMENTS (S5)

SERVICE BRAKE SYSTEM (S5.1)

Vehicle equipped with a service brake system acting on all wheels? YES

Wear Adjustment (S5.1.1):

Service Brakes are compensated for wear by means of a system of automatic adjustment? YES

Describe: DISC:AUTOMATIC CLEARANCE TAKE-UP.

Wear Status (S5.1.2):

Wear status of service brakes is indicated by:

(A) Acoustic or optical device? YES

Describe: METAL TAB EMITS HIGH FREQUENCY SQUEAL WHEN WORN.

(B) Visual check outside or under vehicle? YES

Describe: FRONT AND REAR:LOOK THROUGH CALIPER.

PARKING BRAKE SYSTEM (S5.2)

Vehicle equipped with a parking brake system of a friction type with solely mechanical means to retain engagement: YES

CONTROLS (S5.3)

(A) Service brakes activated by means of a foot control? YES

(B) Parking brake control is independent of the service brake control? YES

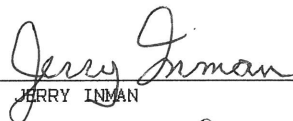
(C) Parking brake control is hand or foot operated? YES

(D) ABS, if equipped, cannot be manually disabled? YES

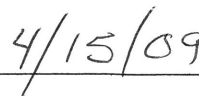
DATA INDICATES COMPLIANCE:

COMMENTS: NONE.

Tester/Technician:


JERRY INMAN

Date:



Quality Assurance:


RANDY LANDES

DATA SHEET 5 - VEHICLE MAX SPEED

VEHICLE: 2009 CADILLAC CTS AWD

NHTSA No. C90101

Date: 03/27/09

Ambient Temperature: 56°F

Wind Velocity: 5(MPH)

Road PFC:

Wind Direction: 116°

Odometer: Start 128(mi) End 144(mi)

TEST WEIGHT: Total (Kg): 2095

Front (Kg): 1106

Rear (Kg): 989

ESTABLISH VEHICLE MAXIMUM SPEED

VEHICLE LOAD: LLVW

IBT: N/A

GEAR: Drive

DECEL RATE: N/A

PEDAL FORCE: N/A

WHEEL LOCKUP: N/A

TEST SPEED: Maximum attainable from
a standing start in 3.2 km.

INTERVAL: N/A


1. Ballast Vehicle to LLVW
2. Accelerate at a maximum rate from a standing start for a distance of 3.2 km on a level surface.
3. Repeat in opposite direction.
4. Record speed attained in each direction and use the average of the two runs.

	DIRECTION	MAX SPEED (km/h)		Time 0 - 100 km/h (seconds)
		Visual	Recorded	
Run No. 1	South	215	214.1	12.90
Run No. 2	North	218	217.3	11.64

AVERAGE = 215.7 km/h

COMMENTS: INV DATA, Section 0001, 03/27/09, 14:34:26


Tester/Technician:


JERRY INMAN

Date:

4/15/09

Quality Assurance:


RANDY LANDES

Vehicle: 2009 GENERAL MOTORS NHTSA NUMBER: C90101
 Make: CADILLAC
 Model: CTS AWD
 Body Style: 4 DR. SEDAN
 Front Cold Tire Pressure: 240 (Kpa)
 Rear Cold Tire Pressure: 240 (Kpa)

Transportation Research Center, Inc.
 10820 State Route 347
 East Liberty, Ohio 43319
 (937)666-2011 www.trcpg.com

Date Tested: 03/30/09

DATA SHEET 6 - BURNISH AT GVWR

Testing Conditions: INV DATA, Section 0002, 03/30/09, 09:12:14

Weather Conditions: 44°F Wind: 15 mph 127°

Start Odo.: 151 End Odo.: 420

Schedule:

Initial Brake Temperature Less Than 100°C
 Initial Speed 80 km/h to zero
 200 stops with transmission in gear

Performance Requirements:

Interval between runs: Time necessary to reduce IBT to 100 C° or 2 km distance, whichever occurs first.
 Constant decel rate: 3.0 m/s²
 Pedal force adjusted to maintain constant decel.
 No Lock-Up allowed longer than 0.1 sec above 15 km/h
 Vehicle Must stay in lane of 3.5m

STOP #	INIT SPD (kph)	LEFT FRONT IBT (°C)	RIGHT FRONT IBT (°C)	LEFT REAR IBT (°C)	RIGHT REAR IBT (°C)	MAX. PEDAL FORCE (N)	AVG. PEDAL FORCE (N)	AVG. DECEL (m/sec ²)
1	80.29	46	52	51	54	78.86	55.99	2.87
10	79.58	59	64	91	85	78.39	58.35	2.93
20	81.99	54	59	94	89	71.94	56.62	3.04
30	81.44	54	59	98	91	75.46	54.32	3.22
40	80.37	56	59	99	92	74.65	49.59	3.12
50	80.15	57	59	100	94	71.48	52.47	3.10
60	80.20	59	61	101	96	65.09	48.62	3.16
70	79.92	62	63	102	99	64.92	52.01	3.09
80	80.41	61	62	102	96	73.50	50.80	3.10
90	80.27	58	61	98	91	81.33	61.46	3.03
100	80.07	61	63	103	97	71.02	57.72	3.04
110	80.16	61	62	102	97	88.36	57.89	3.01
120	80.16	65	64	104	102	74.88	59.44	2.94
130	80.92	61	62	99	97	86.69	57.26	3.06
140	79.97	64	64	104	102	73.79	56.85	3.15
150	79.80	68	68	109	106	74.42	56.62	3.08
160	79.41	67	67	109	106	102.30	57.72	3.20
170	80.57	55	59	98	89	92.40	57.80	3.16
180	80.07	54	56	99	89	74.09	55.33	2.91
190	81.13	58	60	104	95	71.45	56.88	3.12
200	80.22	58	59	107	99	73.81	57.34	3.08

COMMENTS: THIS VEHICLE ABS EQUIPPED. DATA SHEETS 7-10 NOT INCLUDED.

BRAKE ADJUSTMENT

Schedule:

Adjust service brakes; record procedure and amount adjusted.

Left Front: DISC NONE
 Right Front: DISC NONE
 Left Rear: DISC NONE
 Right Rear: DISC NONE

DATA INDICATES COMPLIANCE: YES (X) NO ()

Driver: JERRY INMAN

Observer: NONE

Recorded Data Processed by: CHUCK JENKINS

Date: 04/10/09

Approving Laboratory Official: RANDY LANDES

Date: 04/17/09

Vehicle: 2009 GENERAL MOTORS	NHTSA NUMBER: C90101	Transportation Research Center, Inc.
Make: CADILLAC		10820 State Route 347
Model: CTS AWD		East Liberty, Ohio 43319
Body Style: 4 DR. SEDAN		(937) 666-2011 www.trcpg.com
Front Cold Tire Pressure: 240 (Kpa)		
Rear Cold Tire Pressure: 240 (Kpa)		Date Tested: 03/31/09

DATA SHEET 11 - COLD EFFECTIVENESS AT GVWR

Testing Conditions: INV DATA, Section 0015, 03/31/09, 13:32:06

Weather Conditions: 58°F Wind: 16 mph 146° Start Odo.: 427 End Odo.: 433

Schedule:

Initial Brake Temperature 65 - 100 C
Initial Speed 100 km/h to zero
6 stops with transmission in neutral

Performance Requirements:

One Stop with:
Stopping Distance less than 70m
Pedal force between 65N and 500N
No Lock-Up allowed longer than 0.1 sec above 15 km/h
Vehicle Must stay in lane of 3.5m

STOP #	INIT	LEFT	RIGHT	LEFT	RIGHT	ACTUAL DISTANCE (meter)	CORRECTED DISTANCE (SAE 299) (meter)	MAX. PEDAL FORCE (N)	AVG. PEDAL FORCE (N)	MAX. DECEL (m/sec ²)	AVG. DECEL (m/sec ²)
	SPD (kph)	FRONT IBT (°C)	FRONT IBT (°C)	REAR IBT (°C)	REAR IBT (°C)						
1	99.16	67	71	72	68	47.6	48.4	478.05	403.10	11.07	7.76
2	99.97	70	76	77	73	45.6	45.6	512.06	387.24	11.61	8.18
3	99.86	74	80	86	78	43.9	44.0	465.50	387.07	15.35	8.23
4	100.86	75	82	89	78	45.3	44.6	523.47	404.76	11.87	8.38
5	100.39	77	83	92	84	46.5	46.2	457.66	364.14	13.38	7.12
6	100.24	76	83	94	85	46.2	46.0	519.50	401.94	11.48	7.60

STOP #	DRIVER VEHICLE STOP COMMENTS		
	(Wheel Lock up - Direction of Stop - Stay in Lane)		
1	-	NOX	SOUTH YES
2	-	NOX	SOUTH YES
3	-	NOX	SOUTH YES
4	-	NOX	SOUTH YES
5	-	NOX	SOUTH YES
6	-	NOX	SOUTH YES

Corrected Distances are used to determine shortest stopping distance.

DATA INDICATES COMPLIANCE: YES (X) NO ()

Driver: JERRY INMAN	Observer: NONE
Recorded Data Processed by: CHUCK JENKINS	Date: 04/10/09
Approving Laboratory Official: RANDY LANDES	Date: 04/17/09

Vehicle: 2009 GENERAL MOTORS NHTSA NUMBER: C90101
 Make: CADILLAC
 Model: CTS AWD
 Body Style: 4 DR. SEDAN
 Front Cold Tire Pressure: 240 (Kpa)
 Rear Cold Tire Pressure: 240 (Kpa)

Transportation Research Center, Inc.
 10820 State Route 347
 East Liberty, Ohio 43319
 (937)666-2011 www.trcpg.com

Date Tested: 03/31/09

DATA SHEET 12 - HIGH SPEED EFFECTIVENESS AT GVWR

Testing Conditions: INV DATA, Section 0020, 03/31/09, 14:03:21

Weather Conditions: 61°F Wind: 19 mph 148° Start Odo: 434 End Odo: 453

Schedule:

Initial Brake Temperature: 65-100°C
 Initial Speed: 80% max km/h, not greater than 160km/h
 6 stops with transmission in gear
 Target Initial Speed: 160.00 kph

Performance Requirements:

One Stop with:
 Stopping Distance less than: 187.5 meter
 Pedal force between 65N and 500N
 No Lock-Up allowed longer than 0.1 sec above 15 km/h
 Vehicle Must stay in lane of 3.5m

STOP #	INIT SPD (kph)	LEFT FRONT	RIGHT FRONT	LEFT REAR	RIGHT REAR	ACTUAL DISTANCE (meter)	CORRECTED DISTANCE (SAE 299) (meter)	MAX. PEDAL FORCE (N)	AVG.		MAX. DECEL (m/sec ²)	AVG. DECEL (m/sec ²)
		IBT (°C)	IBT (°C)	IBT (°C)	IBT (°C)				PEDAL FORCE (N)	DECEL (m/sec ²)		
1	159.62	67	73	84	74	112.3	112.8	467.92	401.94	14.77	8.36	
2	159.59	81	92	94	82	112.0	112.6	479.85	419.46	13.99	8.77	
3	159.85	78	87	93	84	108.8	109.0	609.62	432.65	14.43	8.98	
4	160.66	82	92	90	77	108.4	107.5	497.66	400.67	15.62	8.71	
5	158.44	81	91	93	78	109.7	111.9	464.41	401.13	14.62	8.41	
6	160.85	78	88	96	82	111.1	110.0	500.88	413.29	17.57	8.65	

STOP #	DRIVER VEHICLE STOP COMMENTS			
#	(Wheel Lock up - Direction of Stop - Stay in Lane)			
1	-	NOX	SOUTH	YES
2	-	NOX	SOUTH	YES
3	-	NOX	SOUTH	YES
4	-	NOX	SOUTH	YES
5	-	NOX	SOUTH	YES
6	-	NOX	SOUTH	YES

DATA INDICATES COMPLIANCE: YES (X) NO ()

Driver: JERRY INMAN Observer: NONE
 Recorded Data Processed by: CHUCK JENKINS Date: 04/10/09
 Approving Laboratory Official: RANDY LANDES Date: 04/17/09

Vehicle: 2009 GENERAL MOTORS
Make: CADILLAC
Model: CTS AWD
Body Style: 4 DR. SEDAN
Front Cold Tire Pressure: 240 (Kpa)
Rear Cold Tire Pressure: 240 (Kpa)

NHTSA NUMBER: C90101

Transportation Research Center, Inc.
10820 State Route 347
East Liberty, Ohio 43319
(937)666-2011 www.trcpg.com

Date Tested: 04/01/09

DATA SHEET 13 - STOPS WITH ENGINE OFF AT GVWR

Testing Conditions: INV DATA, Section 0025, 04/01/09, 08:22:18

Weather Conditions: 45°F Wind: 7 mph 219° Start Odo.: 463 End Odo.: 469

Schedule:

Initial Brake Temperature: 65-100°C
Initial Speed 100 km/h to zero
6 stops with transmission in neutral

Performance Requirements:

One Stop with:
Stopping Distance less than 70m
Pedal force between 65N and 500N
No Lock-Up allowed longer than 0.1 sec above 15 km/h
Vehicle Must stay in lane of 3.5m

STOP #	INIT SPD (kph)	LEFT FRONT	RIGHT FRONT	LEFT REAR	RIGHT REAR	ACTUAL DISTANCE (SAE 299) (meter)	CORRECTED DISTANCE (meter)	MAX. PEDAL FORCE (N)	AVG.		MAX. DECEL (m/sec²)	AVG. DECEL (m/sec²)
		IBT (°C)	IBT (°C)	IBT (°C)	IBT (°C)				PEDAL FORCE (N)	PEDAL FORCE (N)		
1	100.38	66	73	79	68	53.3	52.9	470.31	419.93		9.63	6.81
2	100.32	74	81	87	72	44.2	43.9	512.63	322.51		13.89	7.86
3	98.44	76	84	84	66	49.6	51.2	515.69	417.11		10.12	7.08
4	99.92	75	81	82	63	50.2	50.3	457.47	406.69		10.16	7.33
5	100.77	76	82	84	67	50.0	49.2	470.14	425.17		10.52	7.38
6	100.04	74	78	82	64	48.5	48.5	460.58	410.14		12.16	7.65

STOP #	DRIVER VEHICLE STOP COMMENTS			
	(Wheel Lock-Up - Direction of Stop - Stay in Lane)			
1	-	NOX	SOUTH	YES
2	-	NOX	SOUTH	YES
3	-	NOX	SOUTH	YES
4	-	NOX	SOUTH	YES
5	-	NOX	SOUTH	YES
6	-	NOX	SOUTH	YES

DATA INDICATES COMPLIANCE: YES (X) NO ()

Driver: JERRY INMAN
Recorded Data Processed by: CHUCK JENKINS
Approving Laboratory Official: RANDY LANDES

Observer: NONE
Date: 04/10/09
Date: 04/17/09

Vehicle: 2009 GENERAL MOTORS	NHTSA NUMBER: C90101	Transportation Research Center, Inc.
Make: CADILLAC		10820 State Route 347
Model: CTS AWD		East Liberty, Ohio 43319
Body Style: 4 DR. SEDAN		(937)666-2011 www.trcpg.com
Front Cold Tire Pressure: 240 (Kpa)		
Rear Cold Tire Pressure: 240 (Kpa)		Date Tested: 04/01/09

DATA SHEET 14 - COLD EFFECTIVENESS AT LLVW

Testing Conditions: INV DATA, Section 0030, 04/01/09, 09:35:18

Weather Conditions: 49°F Wind: 14 mph 235° Start Odo.: 474 End Odo.: 479

Schedule:

Initial Brake Temperature: 65-100°C
Initial Speed 100 km/h to zero
6 stops with transmission in neutral

Performance Requirements:

One Stop with:
Stopping Distance less than 70m
Pedal force between 65N and 500N
No Lock-Up allowed longer than 0.1 sec above 15 km/h
Vehicle Must stay in lane of 3.5m

STOP #	INIT SPD (kph)	LEFT FRONT	RIGHT FRONT	LEFT REAR	RIGHT REAR	ACTUAL DISTANCE (meter)	CORRECTED DISTANCE (SAE 299) (meter)	MAX. PEDAL FORCE (N)	AVG.		MAX. DECEL (m/sec ²)	AVG. DECEL (m/sec ²)
		(°C)	(°C)	(°C)	(°C)				PEDAL FORCE (N)	DECEL (m/sec ²)		
1	100.27	71	79	82	70	42.3	42.1	493.75	374.96	14.13	8.18	
2	99.84	82	86	74	62	42.5	42.6	496.91	402.89	15.60	8.50	
3	100.39	81	82	66	54	43.1	42.8	466.51	331.20	14.95	6.21	
4	100.02	78	81	61	52	42.8	42.8	540.96	367.76	16.68	6.90	
5	100.20	80	81	61	50	42.9	42.7	452.06	335.46	15.64	6.73	
6	100.11	84	84	64	54	42.2	42.1	486.95	399.55	15.09	8.89	

STOP #	DRIVER VEHICLE STOP COMMENTS		
	(Wheel Lock-Up	- Direction of Stop	- Stay in Lane)
1	-	NOX	SOUTH YES
2	-	NOX	SOUTH YES
3	-	NOX	SOUTH YES
4	-	NOX	SOUTH YES
5	-	NOX	SOUTH YES
6	-	NOX	SOUTH YES

DATA INDICATES COMPLIANCE: YES (X) NO ()

Driver: JERRY INMAN	Observer: NONE
Recorded Data Processed by: CHUCK JENKINS	Date: 04/10/09
Approving Laboratory Official: RANDY LANDES	Date: 04/17/09

Vehicle: 2009 GENERAL MOTORS	NHTSA NUMBER: C90101	Transportation Research Center, Inc.
Make: CADILLAC		10820 State Route 347
Model: CTS AWD		East Liberty, Ohio 43319
Body Style: 4 DR. SEDAN		(937)666-2011 www.trcpg.com
Front Cold Tire Pressure: 240 (Kpa)		
Rear Cold Tire Pressure: 240 (Kpa)		Date Tested: 04/01/09

DATA SHEET 15 - HIGH SPEED EFFECTIVENESS AT LLVW

Testing Conditions: INV DATA, Section 0035, 04/01/09, 10:04:09

Weather Conditions: 50°F Wind: 21 mph 215° Start Odo.: 480 End Odo.: 490

Schedule:

Initial Brake Temperature: 65-100°C
Initial Speed: 80± max km/h
6 stops with transmission in gear

Performance Requirements:

One Stop with:
Stopping Distance less than 187.5m
Pedal force between 65N and 500N
No Lock-Up allowed longer than 0.1 sec above 15 km/h
Vehicle Must stay in lane of 3.5m

STOP #	INIT SPD (kph)	LEFT FRONT	RIGHT FRONT	LEFT REAR	RIGHT REAR	ACTUAL DISTANCE (meter)	CORRECTED DISTANCE (SAE 299) (meter)	MAX. PEDAL FORCE (N)	AVG.		MAX. DECEL (m/sec²)	AVG. DECEL (m/sec²)
		(°C)	(°C)	(°C)	(°C)				PEDAL FORCE (N)	DECEL (m/sec²)		
1	159.02	72	67	52	42	101.2	102.5	532.33	354.75	15.00	9.04	
2	158.02	94	88	61	50	102.6	105.2	474.40	378.53	16.94	7.87	
3	159.55	81	65	45	32	104.3	104.9	483.90	424.08	14.91	9.38	
4	159.12	96	83	54	42	102.9	104.1	495.94	416.99	16.93	9.25	
5	158.81	77	64	51	39	101.2	102.7	508.78	414.75	16.05	9.49	
6	158.35	99	86	61	46	106.1	108.3	514.65	423.90	15.96	9.31	

STOP #	DRIVER VEHICLE STOP COMMENTS			
	(Wheel Lock-Up - Direction of Stop - Stay in Lane)			
1	-	NOX	SOUTH	YES
2	-	NOX	SOUTH	YES
3	-	NOX	SOUTH	YES
4	-	NOX	SOUTH	YES
5	-	NOX	SOUTH	YES
6	-	NOX	SOUTH	YES

DATA INDICATES COMPLIANCE: YES (X) NO ()

Driver: JERRY INMAN	Observer: NONE
Recorded Data Processed by: CHUCK JENKINS	Date: 04/10/09
Approving Laboratory Official: RANDY LANDES	Date: 04/17/09

Vehicle: 2009 GENERAL MOTORS
Make: CADILLAC
Model: CTS AWD
Body Style: 4 DR. SEDAN
Front Cold Tire Pressure: 240 (Kpa)
Rear Cold Tire Pressure: 240 (Kpa)

NHTSA NUMBER: C90101

Transportation Research Center, Inc.
10820 State Route 347
East Liberty, Ohio 43319
(937)666-2011 www.trcpg.com

Date Tested: 04/01/09

DATA SHEET 16 - ANTILOCK FUNCTIONAL FAILURE AT LLVW

Testing Conditions: INV DATA, Section 0040, 04/01/09, 11:40:53

Weather Conditions: 54°F Wind: 16 mph 223° Start Odo.: 493 End Odo.: 502

Schedule:

Initial Brake Temperature: 65-100°C
Initial Speed 100 km/h to zero
6 stops with transmission in neutral

Performance Requirements:

One Stop with:
Stopping Distance less than 85m
Pedal force between 65N and 500N
No Lock-Up allowed longer than 0.1 sec above 15 km/h
Vehicle Must stay in lane of 3.5m

STOP #	INIT SPD (kph)	LEFT FRONT	RIGHT FRONT	LEFT REAR	RIGHT REAR	ACTUAL DISTANCE (meter)	CORRECTED DISTANCE (SAE 299) (meter)	MAX. PEDAL FORCE (N)	AVG.		MAX. DECEL (m/sec ²)	AVG. DECEL (m/sec ²)
		IBT (°C)	IBT (°C)	IBT (°C)	IBT (°C)				PEDAL FORCE (N)	DECEL (m/sec ²)		
1	100.41	69	64	61	52	53.1	52.6	187.31	159.15	10.02	6.98	
2	98.96	77	71	64	56	52.2	53.3	208.78	161.57	10.47	7.19	
3	99.11	79	72	71	62	58.6	59.7	176.31	149.25	9.10	6.38	
4	100.64	84	76	73	63	56.9	56.2	175.33	149.59	9.51	6.70	
5	100.66	89	79	79	68	55.1	54.4	177.81	145.91	9.70	6.64	
6	100.92	90	81	79	68	56.7	55.7	180.51	143.43	9.48	6.54	

STOP #	DRIVER VEHICLE STOP COMMENTS			
	(Wheel Lock-Up - Direction of Stop - Stay in Lane)			
1	-	NOX	SOUTH	YES
2	-	NOX	SOUTH	YES
3	-	NOX	SOUTH	YES
4	-	NOX	SOUTH	YES
5	-	NOX	SOUTH	YES
6	-	NOX	SOUTH	YES

Comments: See Appendix C.

How was the ABS failure induced: REMOVED "ABS", 30A FUSE FROM UNDER HOOD.

Is brake system indicator lamp activated: YES (X) NO ()

Vehicle equipped with ABS integral variable proportioning valve. Cannot separately fail. Data Sheet 17 not included.

DATA INDICATES COMPLIANCE: YES (X) NO ()

Driver: JERRY INMAN
Recorded Data Processed by: CHUCK JENKINS
Approving Laboratory Official: RANDY LANDES

Observer: NONE
Date: 04/10/09
Date: 04/17/09

Vehicle: 2009 GENERAL MOTORS NHTSA NUMBER: C90101 Transportation Research Center, Inc.
 Make: CADILLAC 10820 State Route 347
 Model: CTS AWD East Liberty, Ohio 43319
 Body Style: 4 DR. SEDAN (937)666-2011 www.trcpg.com
 Front Cold Tire Pressure: 240 (Kpa)
 Rear Cold Tire Pressure: 240 (Kpa) Date Tested: 04/01/09

DATA SHEET 18 - HYDRAULIC CIRCUIT FAILURE #1 AT LLVW

Testing Conditions: INV DATA, Section 0050, 04/01/09, 13:16:44

Weather Conditions: 56°F Wind: 25 mph 217° Start Odo.: 505 End Odo.: 511

Method of simulating failure: Disconnected Brake Line @ M/C Front Port

System Portion Failed: LF & RR

Schedule:

Initial Brake Temperature: 65-100°C
 Initial Speed 100 km/h to zero
 4 stops with transmission in neutral

Performance Requirements:

One Stop with:
 Stopping Distance less than 168m
 Pedal force between 65N and 500N
 No Lock-Up allowed longer than 0.1 sec above 15 km/h
 Vehicle Must stay in lane of 3.5m

STOP #	INIT SPD (kph)	LEFT FRONT	RIGHT FRONT	LEFT REAR	RIGHT REAR	ACTUAL DISTANCE (meter)	CORRECTED DISTANCE (SAE 299) (meter)	MAX. PEDAL FORCE (N)	AVG. PEDAL FORCE (N)	MAX. DECEL (m/sec ²)	AVG. DECEL (m/sec ²)
		IBT (°C)	IBT (°C)	IBT (°C)	IBT (°C)						
1	99.56	33	72	77	26	84.6	85.3	551.10	431.04	9.18	4.42
2	100.07	32	67	63	24	85.9	85.8	477.74	404.96	8.52	3.98
3	100.04	33	78	73	24	85.2	85.2	476.99	410.26	8.10	4.33
4	100.18	34	80	76	26	84.9	84.6	517.30	423.15	9.28	4.29

STOP #	DRIVER VEHICLE STOP COMMENTS			
	(Wheel Lock-Up - Direction of Stop - Stay in Lane)			
1	-	NOX	SOUTH	YES
2	-	NOX	SOUTH	YES
3	-	NOX	SOUTH	YES
4	-	NOX	SOUTH	YES

Comments: See Appendix C.

Force Needed to Activate Brake Failure Lamp (N): N/A
 Fluid Removed (mL) to Activate Brake Failure Lamp: 262

Is brake system indicator lamp activated: YES (X) NO ()

DATA INDICATES COMPLIANCE: YES (X) NO ()

Driver: JERRY INMAN Observer: NONE
 Recorded Data Processed by: CHUCK JENKINS Date: 04/10/09
 Approving Laboratory Official: RANDY LANDES Date: 04/17/09

Vehicle: 2009 GENERAL MOTORS	NHTSA NUMBER: C90101	Transportation Research Center, Inc.
Make: CADILLAC		10820 State Route 347
Model: CTS AWD		East Liberty, Ohio 43319
Body Style: 4 DR. SEDAN		(937)666-2011 www.trcpg.com
Front Cold Tire Pressure: 240 (Kpa)		
Rear Cold Tire Pressure: 240 (Kpa)		Date Tested: 04/01/09

DATA SHEET 19 - HYDRAULIC CIRCUIT FAILURE #2 AT LLVW

Testing Conditions: INV DATA, Section 0055, 04/01/09, 14:11:19

Weather Conditions: 57°F Wind: 18 mph 194° Start Odo.: 513 End Odo.: 517

Method of simulating failure: Disconnected Brake Line @ M/C Rear Port

System Portion Failed: RF & LR

Schedule:

Initial Brake Temperature 65-100°C
Initial Speed 100 km/h to zero
4 stops with transmission in neutral

Performance Requirements:

One Stop with:
Stopping Distance less than 168m
Pedal force between 65N and 500N
No Lock-Up allowed longer than 0.1 sec above 15 km/h
Vehicle Must stay in lane of 3.5m

STOP #	INIT	LEFT FRONT	RIGHT FRONT	LEFT REAR	RIGHT REAR	ACTUAL	CORRECTED	MAX.	AVG.	MAX.	AVG.
	SPD	IBT	IBT	IBT	IBT	DISTANCE	(SAE 299)	PEDAL	PEDAL	DECEL	DECEL
#	(kph)	(°C)	(°C)	(°C)	(°C)	(meter)	(meter)	(N)	(N)	(m/sec ²)	(m/sec ²)
=====	=====	=====	=====	=====	=====	=====	=====	=====	=====	=====	=====
1	100.02	73	41	38	66	81.8	81.8	491.21	405.82	8.20	4.34
2	99.48	93	38	36	69	82.3	83.2	465.88	402.89	8.21	4.70
3	100.56	94	32	31	58	83.9	82.9	477.45	386.25	8.21	4.49
4	99.66	97	32	29	63	81.7	82.3	485.00	420.91	8.92	4.62

STOP #	DRIVER VEHICLE STOP COMMENTS			
#	(Wheel Lock-Up - Direction of Stop - Stay in Lane)			
=====	=====			
1	-	NOX	SOUTH	YES
2	-	NOX	SOUTH	YES
3	-	NOX	SOUTH	YES
4	-	NOX	SOUTH	YES

Comments: See Appendix C.

Force Needed to Activate Brake Failure Lamp (N): N/A
Fluid Removed (mL) to Activate Brake Failure Lamp: 262

Is brake system indicator lamp activated: YES (X) NO ()

DATA INDICATES COMPLIANCE: YES (X) NO ()

Driver: JERRY INMAN	Observer: NONE
Recorded Data Processed by: CHUCK JENKINS	Date: 04/10/09
Approving Laboratory Official: RANDY LANDES	Date: 04/17/09

Vehicle: 2009 GENERAL MOTORS NHTSA NUMBER: C90101 Transportation Research Center, Inc.
 Make: CADILLAC 10820 State Route 347
 Model: CTS AWD East Liberty, Ohio 43319
 Body Style: 4 DR. SEDAN (937)666-2011 www.trcpg.com
 Front Cold Tire Pressure: 240 (Kpa)
 Rear Cold Tire Pressure: 240 (Kpa) Date Tested: 04/02/09

DATA SHEET 20 - HYDRAULIC CIRCUIT FAILURE #1 AT GVWR

Testing Conditions: INV DATA, Section 0060, 04/02/09, 08:45:52

Weather Conditions: 55°F Wind: 12 mph 120° Start Odo.: 537 End Odo.: 542

Method of simulating failure: Disconnected Brake Line @ M/C Front Port

System Portion Failed: LF & RR

Schedule:

Initial Brake Temperature 65-100°C
 Initial Speed 100 km/h to zero
 6 stops with transmission in neutral

Performance Requirements:

One Stop with:
 Stopping Distance less than 168m
 Pedal force between 65N and 500N
 No Lock-Up allowed longer than 0.1 sec above 15 km/h
 Vehicle Must stay in lane of 3.5m

		LEFT	RIGHT	LEFT	RIGHT		CORRECTED	MAX.	AVG.		
	INIT	FRONT	FRONT	REAR	REAR	ACTUAL	DISTANCE	PEDAL	PEDAL	MAX.	AVG.
STOP	SPD	IBT	IBT	IBT	IBT	DISTANCE	(SAE 299)	FORCE	FORCE	DECEL	DECEL
#	(kph)	(°C)	(°C)	(°C)	(°C)	(meter)	(meter)	(N)	(N)	(m/sec ²)	(m/sec ²)
=====	=====	=====	=====	=====	=====	=====	=====	=====	=====	=====	=====
1	99.09	37	71	80	38	82.8	84.3	476.88	427.59	6.23	3.98
2	100.93	31	67	62	33	85.2	83.7	474.63	421.20	7.43	4.35
3	100.28	29	85	85	32	83.4	82.9	486.90	432.31	7.67	4.42
4	99.79	27	81	77	30	82.2	82.5	478.20	441.93	7.42	4.46

STOP	DRIVER VEHICLE STOP COMMENTS			
#	(Wheel Lock-Up	-	Direction of Stop	- Stay in Lane)
=====	=====			
1	-		NOX	SOUTH YES
2	-		NOX	SOUTH YES
3	-		NOX	SOUTH YES
4	-		NOX	SOUTH YES

Comments: See Appendix C.

Is brake system indicator lamp activated: YES (X) NO ()

DATA INDICATES COMPLIANCE: YES (X) NO ()

Driver: JERRY INMAN Observer: NONE
 Recorded Data Processed by: CHUCK JENKINS Date: 04/10/09
 Approving Laboratory Official: RANDY LANDES Date: 04/17/09

Vehicle: 2009 GENERAL MOTORS NHTSA NUMBER: C90101 Transportation Research Center, Inc.
 Make: CADILLAC 10820 State Route 347
 Model: CTS AWD East Liberty, Ohio 43319
 Body Style: 4 DR. SEDAN (937) 666-2011 www.trcpg.com
 Front Cold Tire Pressure: 240 (Kpa)
 Rear Cold Tire Pressure: 240 (Kpa) Date Tested: 04/02/09

DATA SHEET 21 - HYDRAULIC CIRCUIT FAILURE #2 AT GVWR

Testing Conditions: INV DATA, Section 0065, 04/02/09, 07:41:04

Weather Conditions: 50°F Wind: 9 mph 96° Start Odo.: 530 End Odo.: 534

Method of simulating failure: Disconnected Brake Line @ M/C Rear Port

System Portion Failed: RF & LR

Schedule:

Initial Brake Temperature 65-100°C
 Initial Speed 100 km/h to zero
 4 stops with transmission in neutral

Performance Requirements:

One Stop with:
 Stopping Distance less than 168m
 Pedal force between 65N and 500N
 No Lock-Up allowed longer than 0.1 sec above 15 km/h
 Vehicle Must stay in lane of 3.5m

		LEFT	RIGHT	LEFT	RIGHT		CORRECTED	MAX.	AVG.		
	INIT	FRONT	FRONT	REAR	REAR	ACTUAL	DISTANCE	PEDAL	PEDAL	MAX.	AVG.
STOP	SPD	IBT	IBT	IBT	IBT	DISTANCE	(SAE 299)	FORCE	FORCE	DECEL	DECEL
#	(kph)	(°C)	(°C)	(°C)	(°C)	(meter)	(meter)	(N)	(N)	(m/sec ²)	(m/sec ²)
=====	=====	=====	=====	=====	=====	=====	=====	=====	=====	=====	=====
1	99.60	82	21	20	80	82.7	83.4	474.75	428.97	7.50	4.71
2	99.73	84	21	21	87	83.5	83.9	477.51	417.63	7.81	4.58
3	99.72	91	22	21	94	80.8	81.3	489.14	430.29	8.05	4.85
4	100.41	91	22	22	95	82.9	82.2	486.61	429.14	8.08	4.43

STOP	DRIVER VEHICLE STOP COMMENTS			
#	(Wheel Lock-Up - Direction of Stop - Stay in Lane)			
=====	=====			
1	-	NOX	SOUTH	YES
2	-	NOX	SOUTH	YES
3	-	NOX	SOUTH	YES
4	-	NOX	SOUTH	YES

Comments: See Appendix C.

Is brake system indicator lamp activated: YES (X) NO ()

DATA INDICATES COMPLIANCE: YES (X) NO ()

Driver: JERRY INMAN Observer: NONE
 Recorded Data Processed by: CHUCK JENKINS Date: 04/10/09
 Approving Laboratory Official: RANDY LANDES Date: 04/17/09

Vehicle: 2009 GENERAL MOTORS NHTSA NUMBER: C90101
 Make: CADILLAC
 Model: CTS AWD
 Body Style: 4 DR. SEDAN
 Front Cold Tire Pressure: 240 (Kpa)
 Rear Cold Tire Pressure: 240 (Kpa)

Transportation Research Center, Inc.
 10820 State Route 347
 East Liberty, Ohio 43319
 (937)666-2011 www.trcpg.com

Date Tested: 04/02/09

DATA SHEET 22 - ANTILOCK FUNCTIONAL FAILURE AT GVWR

Testing Conditions: INV DATA, Section 0070, 04/02/09, 09:50:35

Weather Conditions: 58°F Wind: 17 mph 106° Start Odo.: 546 End Odo.: 551

Schedule:

Initial Brake Temperature 65-100°C
 Initial Speed 100 km/h to zero
 6 stops with transmission in neutral

Performance Requirements:

One Stop with:
 Stopping Distance less than 85m
 Pedal force between 65N and 500N
 No Lock-Up allowed longer than 0.1 sec above 15 km/h
 Vehicle Must stay in lane of 3.5m

STOP #	INIT SPD (kph)	LEFT FRONT	RIGHT FRONT	LEFT REAR	RIGHT REAR	ACTUAL DISTANCE (meter)	CORRECTED DISTANCE (SAE 299) (meter)	MAX. PEDAL FORCE (N)	AVG.		MAX. PEDAL FORCE (m/sec ²)	AVG. DECEL (m/sec ²)
		IBT (°C)	IBT (°C)	IBT (°C)	IBT (°C)				PEDAL FORCE (N)	DECEL (m/sec ²)		
1	100.63	59	77	74	64	56.2	55.5	303.10	187.83	10.53	3.83	
2	99.67	66	77	67	63	52.7	53.0	265.11	181.42	10.27	7.32	
3	101.13	76	85	75	70	56.7	55.4	205.55	172.82	10.11	7.12	
4	100.92	83	91	83	79	51.3	50.4	254.49	168.26	11.07	7.67	
5	100.75	86	92	82	81	51.1	50.4	285.61	177.44	10.61	7.52	
6	98.75	88	94	83	82	50.4	51.7	268.98	178.76	10.80	8.10	

STOP #	DRIVER VEHICLE STOP COMMENTS (Wheel Lock-Up - Direction of Stop - Stay in Lane)				
1	-	NOX	SOUTH	YES	
2	-	NOX	SOUTH	YES	
3	-	NOX	SOUTH	YES	
4	-	NOX	SOUTH	YES	
5	-	NOX	SOUTH	YES	
6	-	NOX	SOUTH	YES	

Comments: See Appendix C.

How was the ABS failure induced: REMOVED "ABS", 30A FUSE FROM UNDER HOOD.

Is brake system indicator lamp activated: YES (X) NO ()

Vehicle equipped with ABS integral variable proportioning valve. Cannot separately fail. Data Sheet 23 not included.

DATA INDICATES COMPLIANCE: YES (X) NO ()

Driver: JERRY INMAN Observer: NONE
 Recorded Data Processed by: CHUCK JENKINS Date: 04/10/09
 Approving Laboratory Official: RANDY LANDES Date: 04/17/09

Vehicle: 2009 GENERAL MOTORS NHTSA NUMBER: C90101
Make: CADILLAC
Model: CTS AWD
Body Style: 4 DR. SEDAN
Front Cold Tire Pressure: 240 (Kpa)
Rear Cold Tire Pressure: 240 (Kpa)

Transportation Research Center, Inc.
10820 State Route 347
East Liberty, Ohio 43319
(937)666-2011 www.trcpg.com

Date Tested: 04/02/09

DATA SHEET 24 - BRAKE POWER UNIT OR PWR ASSIST UNIT IN/OP AT GVWR

Testing Conditions: INV DATA, Section 0080, 04/02/09, 11:28:04

Weather Conditions: 63°F Wind: 9 mph 94° Start Odo.: 555 End Odo.: 559

Failure Simulation: Disconnect primary source of power.

Method of rendering inoperative: Removed Engine Vacuum Hose at Booster

Schedule:

Initial Brake Temperature 65-100°C
Initial Speed 100 km/h to zero
6 stops with transmission in neutral

Performance Requirements:

One Stop with:
Stopping Distance less than 168m
Pedal force between 65N and 500N
No Lock-Up allowed longer than 0.1 sec above 15 km/h
Vehicle Must stay in lane of 3.5m

STOP	INIT	LEFT	RIGHT	LEFT	RIGHT	ACTUAL	CORRECTED	MAX.	AVG.	MAX.	AVG.
#	SPD	FRONT	FRONT	REAR	REAR	DISTANCE	(SAE 299)	PEDAL	PEDAL	DECEL	DECEL
	(kph)	(°C)	(°C)	(°C)	(°C)	(meter)	(meter)	(N)	(N)	(m/sec ²)	(m/sec ²)
1	99.77	68	74	69	70	147.3	148.0	506.89	476.53	3.56	2.78
2	100.32	73	74	65	70	145.6	144.6	490.53	469.04	3.78	2.79
3	100.90	76	77	67	74	141.4	138.8	498.42	472.61	3.82	2.89
4	100.87	79	80	70	76	138.9	136.5	492.37	472.44	3.93	2.86
5	100.77	82	85	73	79	138.4	136.3	543.12	477.11	3.83	3.02
6	100.01	87	89	79	87	127.4	127.4	520.54	477.22	4.14	3.16

STOP	DRIVER VEHICLE STOP COMMENTS			
#	(Wheel Lock-Up - Direction of Stop - Stay in Lane)			
1	-	NOX	SOUTH	YES
2	-	NOX	SOUTH	YES
3	-	NOX	SOUTH	YES
4	-	NOX	SOUTH	YES
5	-	NOX	SOUTH	YES
6	-	NOX	SOUTH	YES

Is the brake system indicator lamp activated: YES () NO (X)

DATA INDICATES COMPLIANCE: YES (X) NO ()

Driver: JERRY INMAN Observer: NONE
Recorded Data Processed by: CHUCK JENKINS Date: 04/10/09
Approving Laboratory Official: RANDY LANDES Date: 04/17/09

Vehicle: 2009 GENERAL MOTORS	NHTSA NUMBER: C90101	Transportation Research Center, Inc.
Make: CADILLAC		10820 State Route 347
Model: CTS AWD		East Liberty, Ohio 43319
Body Style: 4 DR. SEDAN		(937)666-2011 www.trcpg.com
Front Cold Tire Pressure: 240 (Kpa)		
Rear Cold Tire Pressure: 240 (Kpa)		Date Tested: 04/02/09

DATA SHEET 25 - PARKING BRAKE AT GVWR

Testing Conditions: INV DATA, Section 0085, 04/02/09, 13:17:11
 Parking brake: AUTOMATIC TR Non-service type: FOOT-OPERATED Service type: N/A

Weather Conditions: 68°F Wind: 16 mph 130° Start Odo.: 567 End Odo.: 567

Test Weight: Total:2340kg Front:1115kg Rear:1225kg

<u>Schedule:</u>	<u>Performance Requirements:</u>
Initial Brake Temperature <100°C or (Ambient temp. if non-service brake type materials) Loaded to GVWR with transmission in neutral Drive onto 20% slope in forward and reverse directions.	Up to Three Applies in each direction: Parking brake must hold the vehicle stationary in both directions for 5 minutes each. Pedal force: Hand control: <400 N Foot control: <500 N

NOTE: For vehicles with parking brake systems not utilizing the service brake friction elements, the friction elements of such systems are to be burnished prior to parking brake tests according to the manufacturer's published recommendation as furnished to the purchaser. If no recommendations are furnished, test the system in an unburnished condition. If recommendations are furnished, record method used.

	MAX SERVICE FORCE	MAX P-BRAKE FORCE	LEFT REAR IBT	RIGHT REAR IBT	AVG REAR IBT		DRIVER VEHICLE STOP COMMENTS (Direction of Stop (Up/Down) - Brake holds/fails)			
APPLY #	(N)	(N)	(°C)	(°C)	(°C)					
=====	=====	=====	=====	=====	=====	=====	=====	=====	=====	=====
1	71.2	490.1	40	43	41.7	-	OREAPPLY	UPHILL	HOLDS	20%
2	84.2	486.4	34	37	35.8	-	OREAPPLY	DOWNHILL	HOLDS	20%

Is brake system indicator lamp activated: YES (X) NO ()

DATA INDICATES COMPLIANCE: YES (X) NO ()

Driver: JERRY INMAN	Observer: NONE
Recorded Data Processed by: CHUCK JENKINS	Date: 04/10/09
Approving Laboratory Official: RANDY LANDES	Date: 04/17/09

Vehicle: 2009 GENERAL MOTORS NHTSA NUMBER: C90101
 Make: CADILLAC
 Model: CTS AWD
 Body Style: 4 DR. SEDAN
 Front Cold Tire Pressure: 240 (Kpa)
 Rear Cold Tire Pressure: 240 (Kpa)

Transportation Research Center, Inc.
 10820 State Route 347
 East Liberty, Ohio 43319
 (937) 666-2011 www.trcpg.com

Date Tested: 04/07/09

DATA SHEET 26 - HEATING SNUBS AT GVWR

Testing Conditions: INV DATA, Section 0090, 04/07/09, 06:57:52

Schedule:

Conduct 15 snubs from 120 Km/h or 80% Vmax, whichever is slower, to 1/2 of initial speed.
 Attain required decel in 1 second and maintain that decel.
 Interval between snubs is 45 seconds and WOT to initial speed.

Performance Requirements:

Initial IBT for first snub is 55-65°C
 Maintain 3.0 m/s/s deceleration
 Vehicle Must stay in lane of 3.5m

SNUB #	AVG. DECEL (m/sec ²)	Time Between Snubs (second)	AVG. PEDAL FORCE (N)	LEFT FRONT IBT (°C)	RIGHT FRONT IBT (°C)	LEFT REAR IBT (°C)	RIGHT REAR IBT (°C)	INIT SPD (kph)
1	2.82	--NA--	57.72	44	54	64	56	120.21
2	3.26	63	61.92	61	71	94	82	121.03
3	3.30	45	53.86	78	92	125	111	120.92
4	3.13	44	50.86	97	113	151	136	120.41
5	2.90	46	54.09	114	128	170	157	119.51
6	2.83	45	49.77	126	142	186	171	119.59
7	2.99	50	47.58	136	148	196	181	118.37
8	2.94	40	48.90	145	158	208	192	122.19
9	3.14	45	48.38	152	165	217	201	120.63
10	2.96	44	52.13	161	173	227	210	120.19
11	2.99	45	54.43	169	179	238	219	120.96
12	2.80	46	53.28	175	186	247	226	120.80
13	2.99	45	51.44	179	190	255	236	120.30
14	2.92	45	47.69	184	195	261	244	120.36
15	3.07	44	45.10	185	196	266	251	120.47

STOP #	DRIVER VEHICLE SNUB COMMENTS			
	(Wheel Lock-Up	- Direction of Stop	- Stay in Lane)	
1	-	NOX	NORTH	YES
2	-	NOX	EAST	YES
3	-	NOX	EAST	YES
4	-	NOX	SOUTH	YES
5	-	NOX	SOUTH	YES
6	-	NOX	SOUTH	YES
7	-	NOX	WEST	YES
8	-	NOX	WEST	YES
9	-	NOX	NORTH	YES
10	-	NOX	NORTH	YES
11	-	NOX	EAST	YES
12	-	NOX	SOUTH	YES
13	-	NOX	SOUTH	YES
14	-	NOX	WEST	YES
15	-	NOX	WEST	YES

DATA INDICATES COMPLIANCE: YES (X) NO ()

Driver: JERRY INMAN Observer: NONE
 Recorded Data Processed by: CHUCK JENKINS Date: 04/10/09
 Approving Laboratory Official: RANDY LANDES Date: 04/17/09

Vehicle: 2009 GENERAL MOTORS	NHTSA NUMBER: C90101	Transportation Research Center, Inc.
Make: CADILLAC		10820 State Route 347
Model: CTS AWD		East Liberty, Ohio 43319
Body Style: 4 DR. SEDAN		(937) 666-2011 www.trcpg.com
Front Cold Tire Pressure: 240 (Kpa)		
Rear Cold Tire Pressure: 240 (Kpa)		Date Tested: 04/07/09

DATA SHEET 27 - HOT PERFORMANCE AT GVWR

Testing Conditions: INV DATA, Section 0095, 04/07/09, 07:09:02

Schedule:

Make 2 stops from 100 kph
 Pedal Force: 1st stop is done with an average force less than the average recorded in the shortest GVWR Cold Effectiveness stop.
 2nd stop is done with a force less than 500 N.
 No Lock-Up allowed longer than 0.1 sec above 15 km/h.

Distance Requirements are based on the following:

shortest stop in Data Sheet 11 is: 3
 Initial speed of stop: 99.86 (kph)
 Actual distance of stop: 43.9 (meter)
 Average pedal force: 387.1 (N)

Performance Requirements:

Stop Number 1 must be less than: 66.5 (meter)
 In addition the stopping distance for at least one of the of the two hot stops must be less than: 89 (meter)

STOP #	INIT SPD (kph)	LEFT FRONT	RIGHT FRONT	LEFT REAR	RIGHT REAR	ACTUAL DISTANCE (meter)	CORRECTED DISTANCE (SAE 299) (meter)	MAX. PEDAL FORCE (N)	AVG. PEDAL FORCE (N)	MAX. DECEL (m/sec ²)	AVG. DECEL (m/sec ²)
		IBT (°C)	IBT (°C)	IBT (°C)	IBT (°C)						
1	98.91	193	208	279	262	53.7	54.9	331.38	218.65	12.04	7.04
2	98.87	215	230	292	277	44.3	45.3	421.46	311.79	13.89	7.85

STOP #	DRIVER VEHICLE STOP COMMENTS			
#	(Wheel Lock-Up - Direction of Stop - Stay in Lane)			
1	-	NOX	NORTH	YES
2	-	NOX	NORTH	YES

DATA INDICATES COMPLIANCE: YES (X) NO ()

Driver: JERRY INMAN	Observer: NONE
Recorded Data Processed by: CHUCK JENKINS	Date: 04/10/09
Approving Laboratory Official: RANDY LANDES	Date: 04/17/09

Vehicle: 2009 GENERAL MOTORS NHTSA NUMBER: C90101
 Make: CADILLAC
 Model: CTS AWD
 Body Style: 4 DR. SEDAN
 Front Cold Tire Pressure: 240 (Kpa)
 Rear Cold Tire Pressure: 240 (Kpa)

Transportation Research Center, Inc.
 10820 State Route 347
 East Liberty, Ohio 43319
 (937) 666-2011 www.trcpq.com

Date Tested: 04/07/09

DATA SHEET 28 - BRAKE COOLING STOPS AT GVWR

Testing Conditions: INV DATA, Section 0100, 04/07/09, 07:11:58

Schedule:

Initial Brake Temperature:
 Achieved on completing Hot Performance
 Initial Speed 50 km/h to zero
 4 stops with transmission in gear

Performance Requirements:

Constant Decel rate: 3.0 m/s/s
 Pedal force adjusted as necessary
 No Lock-Up allowed longer than 0.1 sec above 15 km/h
 Vehicle Must stay in lane of 3.5m

STOP #	INIT SPD (kph)	AVG. DECEL (m/sec ²)	AVG. PEDAL FORCE (N)	LEFT FRONT IBT (°C)	RIGHT FRONT IBT (°C)	LEFT REAR IBT (°C)	RIGHT REAR IBT (°C)
1	51.61	2.41	58.41	182	188	236	234
2	51.73	2.80	47.58	132	133	184	183
3	49.37	2.96	58.98	108	108	159	156
4	50.01	2.82	65.78	89	90	139	135

STOP #	DRIVER VEHICLE STOP COMMENTS (Wheel Lock up - Direction of Stop - Stay in Lane)		
1	-	NOX	NORTH YES
2	-	NOX	NORTH YES
3	-	NOX	EAST YES
4	-	NOX	EAST YES

DATA INDICATES COMPLIANCE: YES (X) NO ()

Driver: JERRY INMAN Observer: NONE
 Recorded Data Processed by: CHUCK JENKINS Date: 04/10/09
 Approving Laboratory Official: RANDY LANDES Date: 04/17/09

Vehicle: 2009 GENERAL MOTORS	NHTSA NUMBER: C90101	Transportation Research Center, Inc.
Make: CADILLAC		10820 State Route 347
Model: CTS AWD		East Liberty, Ohio 43319
Body Style: 4 DR. SEDAN		(937)666-2011 www.trcpg.com
Front Cold Tire Pressure: 240 (Kpa)		
Rear Cold Tire Pressure: 240 (Kpa)		Date Tested: 04/07/09

DATA SHEET 29 - RECOVERY PERFORMANCE AT GVWR

Testing Conditions: INV DATA, Section 0105, 04/07/09, 07:18:47

Weather Conditions: 29°F Wind: 14 mph 291° Start Odo.: 572 End Odo.: 594

Schedule:

Make 2 stops from 100 kph
 Pedal Force: Both stops are performed with an average force
 less than the average recorded in the
 shortest GVWR Cold Effectiveness stop.

Performance Requirements:

One of the two stops must be within the following limits:
 Upper limit of corrected stopping distance: 58.4 (meter)
 Lower limit of corrected stopping distance: 32.6 (meter)

No Lock-Up allowed longer than 0.1 sec above 15 km/h.

Distance Requirements are based on the following:

shortest stop in Data Sheet 11 is: Stop3
 Initial speed of stop: 99.86 (kph)
 Actual distance of stop: 43.9 (meter)
 Average pedal force: 387.1 (N)

STOP #	INIT	LEFT FRONT	RIGHT FRONT	LEFT REAR	RIGHT REAR	ACTUAL DISTANCE	CORRECTED DISTANCE	MAX. PEDAL	AVG. PEDAL	MAX. DECEL	AVG. DECEL
	SPD (kph)	IBT (°C)	IBT (°C)	IBT (°C)	IBT (°C)	(meter)	(SAE 299) (meter)	FORCE (N)	FORCE (N)	(m/sec ²)	(m/sec ²)
1	99.81	88	89	141	136	43.3	43.5	396.06	307.30	18.69	8.43
2	99.07	113	114	162	153	42.4	43.2	357.70	263.87	27.88	8.32

STOP #	DRIVER VEHICLE STOP COMMENTS (Wheel Lock-Up - Direction of Stop - Stay in Lane)			
1	-	NOX	SOUTH	YES
2	-	NOX	SOUTH	YES

DATA INDICATES COMPLIANCE: YES (X) NO ()

Driver: JERRY INMAN	Observer: NONE
Recorded Data Processed by: CHUCK JENKINS	Date: 04/10/09
Approving Laboratory Official: RANDY LANDES	Date: 04/17/09

DATA SHEET 30 (Part 1 of 5)
6.0 Test Completion Inspection (7.17)

VEHICLE: 2009 Cadillac CTS AWD NHTSA NO.: C90101 ODO.: 607 mi. DATE: 04/09/09

System Integrity (S5.6)

Each vehicle shall meet the complete performance requirements of this standard without:

(a) Detachment or fracture of any component of the braking system such as brake springs and brake shoes or disc pad facings, other than minor cracks, that do not impair attachment of the friction facings. All mechanical components of the braking system shall be intact and functional. Friction facing tearout (complete detachment of lining) shall not exceed 10 percent of the lining on any single frictional element.

(b) Any visible brake fluid or lubricant on the friction surface of the brake or leakage at the master cylinder or brake power unit reservoir cover, seal, and filler openings.

Friction Material Condition: Primary/Inner		Friction Material Condition: Secondary/Outer	
LF	Normal Appearance & Color	LF	Normal Appearance & Color
RF	Normal Appearance & Color	RF	Normal Appearance & Color
LR	Normal Appearance & Color	LF	Normal Appearance & Color
RR	Normal Appearance & Color	RR	Normal Appearance & Color
Drum (or Rotor) Condition:		Brake Fluid/Lubricant Inside Brakes:	
LF	Normal Appearance & Color	LF	None
RF	Normal Appearance & Color	RF	None
LR	Normal Appearance & Color	LR	None
RR	Normal Appearance & Color	RR	None
Hydraulic Component Condition:		Mechanical Component Condition:	
LF	Good	Brk/Pedal	Good
RF	Good	Power Brk	Good
LR	Good	Stop/Lamp	Good
RR	Good	Linkage	Good
M/Cyl	Good	Other	NA

COMPLIANCE: Yes X No

Comments: Noted a slight flaking and glazing of the front linings and a slight glazing of the rear linings.

Technician: Jerry Inman

DATA SHEET 30 (Part 2 of 5)
TEST COMPLETION INSPECTION (S7.17)

VEHICLE: 2009 Cadillac CTS AWD; NHTSA NO.: C90101; GVWR: 2340 kg
 MASTER CYLINDER RESERVOIR:

DATE	04/08/09	Requirements	Pass	Fail
Reservoir Compartments (S5.4.1)				
(1) Does master cylinder have a reservoir compartment for each brake subsystem?	<u>Yes</u>	Master cylinder shall have a reservoir compartment for each subsystem.	X	
	No			
(2) Does loss of fluid in one compartment result in complete loss from another compartment?	Yes	Loss of fluid from one compartment shall not cause complete loss from another compartment.	X	
	<u>No</u>			
Reservoir Capacity (S5.4.2)				
Shall conform to requirements (1) or (2), state units:				
(1) For reservoirs having completely separate compartments for each subsystem (two separate, independent reservoirs):				
Subsystem 1 Subsystem reservoir capacity		Each compartment (reservoir) shall have a minimum capacity equivalent to the fluid displacement resulting when all wheel cylinders or caliper pistons serviced by that independent compartment/reservoir moves from a new lining, fully retracted position to a fully worn, properly adjusted, fully applied position. (Use Data Sheet 31 and Appendix 1A)	NA	NA
Subsystem 1 Fluid displaced from new to worn lining				
Subsystem 2 Subsystem reservoir capacity			NA	NA
Subsystem 2 Fluid displaced from new to worn lining				
2) For reservoirs utilizing a portion of the reservoir for a common supply to two or more subsystems:				
Total minimum capacity for the entire master cylinder reservoir (includes individual compartment reservoirs)	459 ml	Shall have total minimum capacity for entire reservoir for displacement resulting from all subsystem wheel cylinders or caliper positions moving from new lining to full worn condition as above.	X	
Fluid displaced from new to worn linings (ALL linings)	200.8 ml*			
*Value calculated from Data Sheet 31				

Comments: None.

Technician: Jerry Inman

DATA SHEET 30 (Part 3 of 5)
TEST COMPLETION INSPECTION (S7.18)

VEHICLE: 2009 Cadillac CTS AWD; NHTSA NO.: C90101; GVWR: 2340 kg

MASTER CYLINDER RESERVOIR:

DATE	04/08/09	Requirements	Pass	Fail
Master Cylinder Piston Displacement(S5.4.2) [If Common Reservoir Supply - continued from previous page]				
Fluid displaced by three strokes of master cylinder piston for Subsystem No. 1.	26.0 ml	Individual partial compartments of reservoir shall each have a minimum of fluid equal to at least the volume displaced by the master cylinder piston servicing the subsystem during a <u>full stroke</u> of the piston. NOTE: Procedure uses three strokes to ensure an accurate measurement.		
Fluid displaced by three strokes of master cylinder piston for Secondary (Subsystem No. 2)	25.0 ml			
Fluid displaced per stroke, Subsystem No. 1.	8.7 ml			
Fluid displaced per stroke, Subsystem No. 2.	8.3 ml			
Fluid available in partial compartment Subsystem No. 1	106 ml		X	
Fluid available in partial compartment Subsystem No. 2	85 ml		X	
Brake Power Unit Reservoir (S5.4.2)				
Volume displaced in charging system piston or accumulator to normal operating pressure plus wheel cylinder or caliper piston displacement.		Shall have a capacity at least equal to fluid displacement required to charge the system pistons on accumulators to normal operating pressure <u>plus</u> displacement when wheel cylinders or caliper pistons move from new lining to full worn condition as above.	NA	
Reservoir Labeling (S5.4.3)				
Exact copy of reservoir label: On top of master cylinder reservoir: <u>WARNING:</u> <u>CLEAN FILLER CAP BEFORE REMOVING.</u> <u>USE ONLY DOT 3 BRAKE FLUID FROM A SEALED CONTAINER.</u>		Label shall read: "Warning, clean filler cap before removing; use only * fluid from a sealed container". * Fluid type specified in 49 CFR 571.116	X	
Measure letter height	3.2 mm	Letters shall be at least 3.2 mm/ 0.125" high	X	
Describe label attachment method and location. <u>Embossed on top of the master cylinder reservoir.</u>		Lettering shall be permanently affixed, engraved or embossed and located so as to be visible by direct view either on or within 100 mm/3.94 inches of the brake fluid reservoir filler plug or cap.	X	
Does the lettering contrast with the background?	Yes	If label is not engraved or embossed, letters shall be of a color that contrasts with the background	NA	
	<u>No</u>			

Comments: None.

Technician: Jerry Inman

DATA SHEET 30 (Part 4 of 5)
TEST COMPLETION INSPECTION (S7.18)

VEHICLE: 2009 Cadillac CTS AWD; NHTSA NO.: C90101; DATE: 04/08/09
BRAKE SYSTEM WARNING INDICATOR (S5.5)

CONDITION	ANSWER	REQUIREMENTS	PASS	FAIL
Brake Systems Indicator Lamp Function Check (S5.5.2) (Bulb and systems check)				
Describe location of brake indicator lamp: <u>Lower right quadrant of the instrument cluster.</u>	NA	Shall be in front, and in clear view, of driver.	X	
Does lamp light with ignition (start) switch at ON/RUN?	Yes	Automatic activation when ignition switch is "on" when engine not running , or ignition between "on" and "start" if is manufacturer check position- OR -single manual action by driver	X	
Does lamp light with ignition between ON and Start?	Yes			
Brake check description in owner's manual?	Yes	Manufacturer shall explain the brake check function test procedure in the owner's manual.	X	
Brake System Warning Indicator ACTIVATION (S5.5.1) DURATION (S5.5.3) FUNCTION (S5.5.4)				
CONDITION	Light ON?	REQUIREMENT	PASS	FAIL
A. In event of hydraulic leak (1) On or before appearance of pressure differential of 218 psi (split system)	NA	When ignition (Start) switch is ON , lamp must light whenever (A), (B), (C), or (D) occurs. In addition, if service brake system is not a split system, audible warning must be activated when any condition in (A) exists. Visual warning indicator for non-split systems must be flashing.	X	
(2) If any reservoir falls below either "safe" level or 25% of capacity, whichever is greater. Values: 197 ml or cc (above "min" mark).	Yes			
(3) On or before supply pressure to brake power unit falls to 50%	NA			
B. Electrical functional failure in an antilock or variable brake proportioning system.	Yes		X	
C. Application of the parking brake.	Yes			
D. Brake lining wear-out if optical warning.	NA			
E. <i>For a vehicle with <u>electrically-actuated service brakes</u>, failure of the source of electric power to the brakes or diminution of state of charge of the batteries.</i>	NA			
F. <i>For a vehicle with <u>electric transmission of the service brake control signal</u>, failure to a brake control circuit.</i>	NA			
G. <i>For an EV with RBS that is part of the service brake system failure of RBS.</i>	NA			
Must have Audible alarm if <u>not split system</u> and a condition in (a) above exists?	NA			
If condition (A) (2) above does not exist, then fluid reservoir must be transparent for fluid check without the need for reservoir to be opened? (S5.4.4)	NA			
Indicator lamps remain activated as long as condition exists - ignition "on", and engine on or off? _____ (S5.5.3 DURATION))	Yes			
Visual warning – continuous or flashing?	Yes-Cont.			
Audible warning –continuous or flashing?	Yes-Flsh			

Comments: For low fluid level, chimes were sounded 3 times.

Technician: Jerry Inman

DATA SHEET 30 (Part 5 of 5)
TEST COMPLETION INSPECTION (S7.18)

VEHICLE: 2009 Cadillac CTS AWD; NHTSA NO.: C90101; DATE: 04/8/09

BRAKE SYSTEM WARNING INDICATOR LABELING (S5.5.5)

CONDITION AND REQUIREMENT	ANSWER NOTE: Standard requires that the answer to questions be YES	PASS	FAIL
Are visual indicators legible to driver in daylight and nighttime conditions when activated?	Yes	X	
Are visual indicator words 3.2 mm (.125") high minimum? Record Height: "Brake" – <u>3.2 mm</u> ; "ABS" – <u>3.2 mm</u> .	Yes	X	
Visual indicator words and background contrasting colors, one of which is red. Record colors <u>Letters – Red, Lens – Black</u>	Yes	X	
If split system, is there one brake indicator? If yes, does it say the word "Brake"?	Yes	X	
If not split system; is there a separate indicator for loss of fluid or fluid pressure? Does this indicator say "Stop-Brake Failure"? Are the letters block and not less than 6.4 mm (.25") in height? Record letter height _____	NA		
If separate indicator for: 1. Low brake fluid per S5.5.1(a)(1), does indicator say "Brake Fluid"? NOTE: not required for mineral oil system Record wording: _____ 2. Gross pressure loss per S5.5.1(a)(2), does indicator say "Brake Pressure"? Record wording: _____ 3. Electrical functional failure in antilock or variable proportioning system per S5.5.1(b), letters and background contrasting colors one of which is yellow? Record colors <u>Lens – Black, Letters – Yellow</u> . Does indicator say "Antilock" or "ABS" or "Brake Proportioning"? Record wording: <u>"ABS" within a symbol</u> . 4. Parking brake per S5.5.1(c), does indicator say "Park" or "Parking Brake"? Record wording: _____ 5. Brake lining wear-out per S5.5.1(d), does indicator say "Brake Wear"? Record wording - _____ 6. If separate indicator for RBS, the letters and background shall be of contrasting colors, one of which is yellow. The indicator shall be labeled "RBS". RBS failure in a system which is part of the service brake system may also be indicated by a yellow lamp that also indicates "ABS" failure and displays the symbol "ABS/RBS." Record wording: <u>"RBS" within a symbol</u> . 7. For any other function? If yes, Record <u>NA</u>	NA NA Yes Yes NA NA NA	X	

DATA INDICATES COMPLIANCE: YES X NO _____

Comments: None.

Technician: Jerry Inman

DATA SHEET 31 (Part 1 of 2)

CALCULATION OF MINIMUM RESERVOIR VOLUME REQUIREMENTS

VEHICLE: 2009 Cadillac CTS AWD; NHTSA NO.: C90101; DATE: 04/08/09

BRAKE		LINING		
LOCATION	TYPE	DESCRIPTION	MINIMUM THICKNESS	THICKNESS TO FULLY WORN (1) mm*
Left Front	Drum	Leading	Pre-test 9.23 mm	0
		Primary	Post Test 8.89 mm	
		Inboard X	Δ 0.34 mm	
	Disc X	Trailing	Pre-test 9.54 mm	0
		Secondary	Post Test 8.74 mm	
		Outboard X	Δ 0.81 mm	
LINING CLEARANCE:	Diametrical (2): N/A	Inboard – < 1 mm.	Outboard – < 1 mm.	
WHEEL CYLINDER DIAMETER (3): N/A		CALIPER PISTON DIAMETER (3): 45.15 mm (x2 pistons).		
SHOE CAGE DIAMETER (4) <u>N/A</u> ; CENTER POINT OF BRAKE ASSY TO CENTER POINT OF W.C. <u>N/A</u>				
Right Rear	Drum	Leading	Pre-test 10.49 mm	0
		Primary	Post Test 10.26 mm	
		Inboard X	Δ 0.23 mm	
	Disc X	Trailing	Pre-test 10.29 mm	0
		Secondary	Post Test 10.16 mm	
		Outboard X	Δ 0.13 mm	
LINING CLEARANCE:	Diametrical (2) N/A mm	Inboard – 0 mm	Outboard – 0 mm	
WHEEL CYLINDER DIAMETER (3): N/A		CALIPER PISTON DIAMETER (3): 47.03 mm (x1 piston).		
SHOE CAGE DIAMETER (4): N/A		CENTER POINT OF BRAKE ASSY TO CENTER PT. OF W.C.: N/A		
CIRCUIT #1 CONSISTS OF:	LF - X	LR	RF	RR - X
CIRCUIT #2 CONSISTS OF:	LF	LR - X	RF - X	RR
(1) MFRS. RECOMMENDATIONS – FRONT & REAR: 0 mm.				
(2) REAR – Less than 1 mm. FRONT – Less than 1 mm.				
(2) DRUM BRAKES, MEASURED AT HORIZONTAL CENTERLINE: NA.				
(3) MFRS. DATA: FRONT – 45 mm, 2 pistons; REAR – 47 mm, 1 piston.				
(4) RESET POSITION: NA.				

Comments: Manufacturer's new total lining thickness: Front – 9.5 mm; Rear – 10.0 mm.

Technician: Jerry Inman

DATA SHEET 31 – SECTION CONTINUED (Part 2 of 2)Vehicle: 2009 Cadillac CTS AWD;NHTSA No.: C90101;Date: 04/14/09**Procedure and Example for Determining Master Cylinder Volume Requirement**

The procedure followed for determining the minimum volume requirements is outlined in the example shown below. The required data is taken from the previous page, both measured and manufacturer's data.

DISC BRAKES

Volume Required, $V_r = (\Delta t_i + t_{ic} + \Delta t_o + t_{oc}) \times [\pi (D^2)]/4$, where –

- V_r = Volume required per wheel
- Δt = Change in thickness (average)
- i = Inboard
- o = Outboard
- D = Caliper cylinder diameter
- c = Average clearance

Using the above equations, the volume requirements for Subsystem No. 1 (RF/LR) and Subsystem No. 2 (LF/ RR) were calculated utilizing measured and manufacturer's provided data to create the greatest displacement, as shown below:

Disc Brake:
(Front)

$$V_r = (\Delta t_i + t_{ic} + \Delta t_o + t_{oc}) \times \frac{\pi D^2}{4}$$

$$\begin{aligned} \Delta t_i &= 9.50 \text{ mm} \\ \Delta t_o &= 9.54 \text{ mm} \\ t_{ic} + t_{oc} &= 0 \text{ mm} \\ D &= 45.15 \text{ mm} \\ V_r &= (9.50 + 0 + 9.54 + 0) \frac{\pi (45.15)^2}{4} \\ &= 19.04 (1601.1) \\ &= 30484.0 \text{ mm}^3 = 30.5 \text{ ml (x2 Pistons)} = 61.0 \text{ ml} \end{aligned}$$

Disc Brake:
(Rear)

$$V_r = (\Delta t_i + t_{ic} + \Delta t_o + t_{oc}) \times \frac{\pi D^2}{4}$$

$$\begin{aligned} \Delta t_i &= 10.49 \text{ mm} \\ \Delta t_o &= 10.29 \text{ mm} \\ t_{ic} + t_{oc} &= 2 \text{ mm} \\ D &= 47.03 \text{ mm} \\ V_r &= (10.49 + 0.95 + 10.29 + 0.95) \frac{\pi (47.03)^2}{4} \\ &= 22.68 (1737.2) \\ &= 39398.8 \text{ mm}^3 = 39.4 \text{ ml (x1 Piston)} = 39.4 \text{ ml} \end{aligned}$$

For System 1 (LF & RR)

$$V_{r1} = 60968.0 \text{ mm}^3 + 39398.8 \text{ mm}^3 = 100366.8 \text{ mm}^3$$

$$V_{r1} = 100366.8 \text{ mm}^3 = (100.4 \text{ ml})$$

For System 2 (RF & LR)

$$V_{r2} = V_{r1}$$

$$V_{r2} = 100366.8 \text{ mm}^3 = (100.4 \text{ ml})$$

$$\text{TOTAL VOLUME REQUIRED} = V_t = V_{r1} + V_{r2} = 100.4 + 100.4 = 200.8 \text{ ml}^*$$

Section 6.0


Photographs

2009 Cadillac CTS AWD
4-Dr. Sedan
NHTSA No. C90101
April 2009



Left Front 3/4 View

2009 Cadillac CTS AWD
4-Dr. Sedan
NHTSA No. C90101
April 2009



Right Rear 3/4 View

2009 Cadillac CTS AWD
4-Dr. Sedan
NHTSA No. C90101
April 2009



MFD BY GENERAL MOTORS CORP.


DATE	GVWR	GAWR FRT	GAWR RR
08/08	2340 KG	1115 KG	1225 KG
	5159 LB	2459 LB	2700 LB

THIS VEHICLE CONFORMS TO ALL APPLICABLE U.S. FEDERAL MOTOR
VEHICLE SAFETY, BUMPER, AND THEFT PREVENTION STANDARDS IN
EFFECT ON THE DATE OF MANUFACTURE SHOWN ABOVE.

1G6DG57790130497 TYPE: PASS CAR

Vehicle Certification Placard

2009 Cadillac CTS AWD
4-Dr. Sedan
NHTSA No. C90101
April 2009



TIRE AND LOADING INFORMATION

SEATING CAPACITY: TOTAL 5 FRONT 2 REAR 3

The combined weight of occupants and cargo should never exceed 404 kg or 891 lbs.


TIRE	ORIGINAL SIZE	COLD TIRE PRESSURE
FRONT	P235/50R18 V	240 kPa, 35 PSI
REAR	P235/50R18 V	240 kPa, 35 PSI
SPARE	T135/70R18 M	420 kPa, 60 PSI

SEE OWNER'S
MANUAL FOR
ADDITIONAL
INFORMATION

1G6DG577790130497


Tire Information Label

2009 Cadillac CTS AWD
4-Dr. Sedan
NHTSA No. C90101
April 2009



Left Front Thermocouple Installation

2009 Cadillac CTS AWD
4-Dr. Sedan
NHTSA No. C90101
April 2009



Right Rear Thermocouple Installation

2009 Cadillac CTS AWD
4-Dr. Sedan
NHTSA No. C90101
April 2009



Test Instrumentation in Vehicle

2009 Cadillac CTS AWD
4-Dr. Sedan
NHTSA No. C90101
April 2009




Test Instrumentation in Vehicle



2009 Cadillac CTS AWD
4-Dr. Sedan
NHTSA No. C90101
April 2009

Test Instrumentation in Vehicle

2009 Cadillac CTS AWD
4-Dr. Sedan
NHTSA No. C90101
April 2009



Test Instrumentation in Vehicle

2009 Cadillac CTS AWD
4-Dr. Sedan
NHTSA No. C90101
April 2009




Test Instrumentation in Vehicle

2009 Cadillac CTS AWD
4-Dr. Sedan
NHTSA No. C90101
April 2009




Vehicle Being Weighed



2009 Cadillac CTS AWD
4-Dr. Sedan
NHTSA No. C90101
April 2009


Ballast in Vehicle

2009 Cadillac CTS AWD
4-Dr. Sedan
NHTSA No. C90101
April 2009



Ballast in Vehicle

2009 Cadillac CTS AWD
4-Dr. Sedan
NHTSA No. C90101
April 2009




Ballast in Vehicle

2009 Cadillac CTS AWD
4-Dr. Sedan
NHTSA No. C90101
April 2009




Ballast in Vehicle

2009 Cadillac CTS AWD
4-Dr. Sedan
NHTSA No. C90101
April 2009

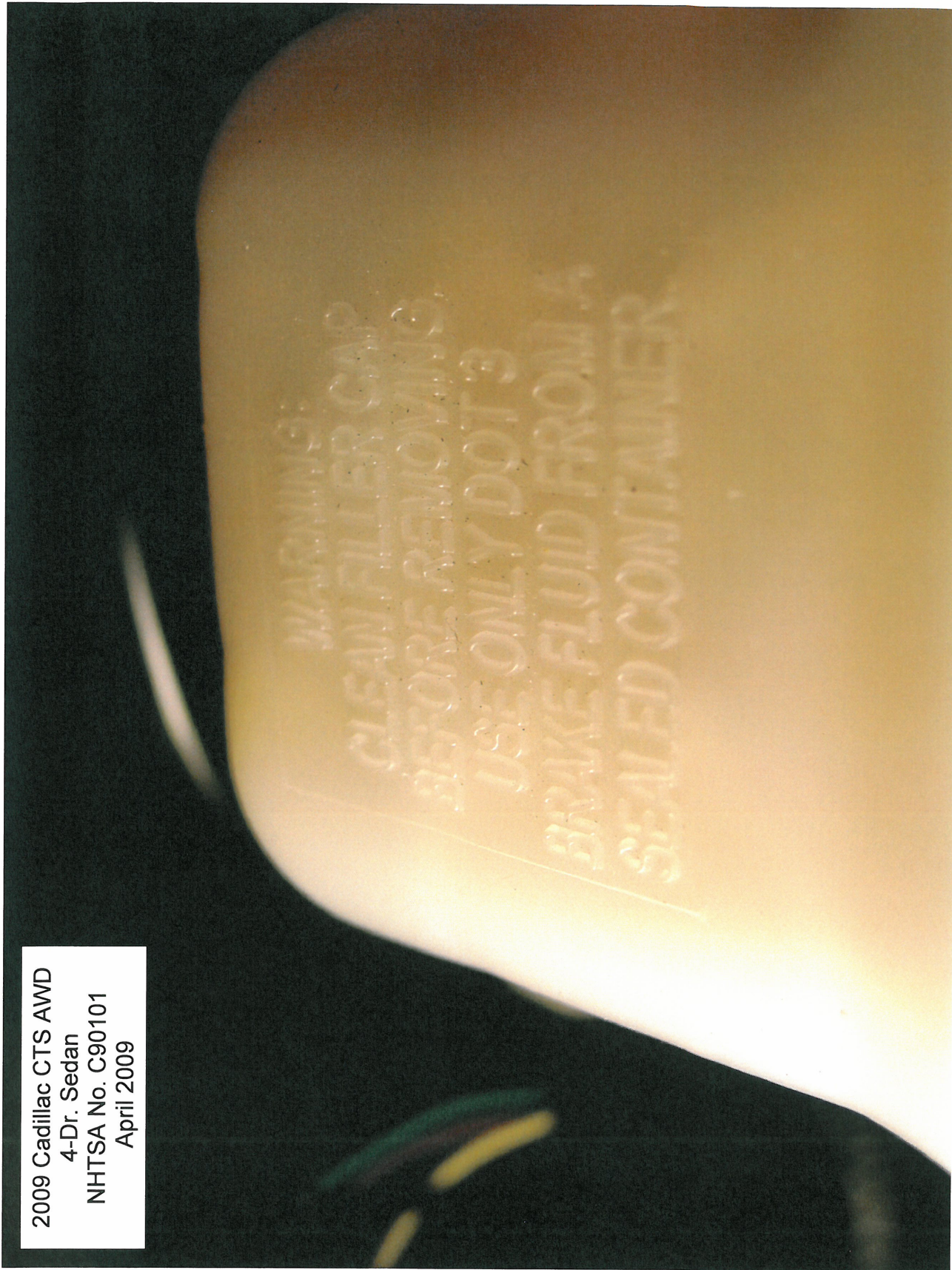


Brake System and ABS Indicator (Warning) Lamps



2009 Cadillac CTS AWD
4-Dr. Sedan
NHTSA No. C90101
April 2009

2009 Cadillac CTS AWD
4-Dr. Sedan
NHTSA No. C90101
April 2009



Brake System (Master Cylinder) Reservoir Warning Label

7.0 INSTRUMENT CALIBRATION (12 MONTH MAXIMUM INTERVAL)

VEHICLE: 2009 Cadillac CTS AWD;

NHTSA NO.: C90101;

DATE: 03/24/09

INSTRUMENT	SERIAL NUMBER	CALIBRATION DATE	NEXT CALIBRATION
Data Acquisition System - Link DAS 2030	955009	11/10/08	11/10/09
Computer – Dell/Link Engrg.	TRC-43366	Not Applicable	Not Applicable
Software - Link Engrg. Rev Data	TRC Propr.	NA	NA
LF Torque Wheel	Not Utilized		
RF Torque Wheel	Not Utilized		
LR Torque Wheel	Not Utilized		
RR Torque Wheel	Not Utilized		
Stopwatch – Fisher Scientific (Heating Snubs)	SN-97216633	08/27/08	08/27/09
Stopwatch – Accusplit (Daily Cals)	SW-ST03	08/27/08	08/27/09
Tire Pressure Gauge – WIKA	AG-101 97216633	02/05/09	05/06/09
Pedal Force Transducer – Sensor Devel.	169755	Each Test	Each Test
Asst. Pipe-Handle Steel Weights - Ohaus	LB-0001	06/04/08	06/04/09
Park Brake Force Transducer – Lebow	LC-42631	Each Test	Each Test
LF Hydraulic Pressure Transducer	Not Utilized		
RF Hydraulic Pressure Transducer	Not Utilized		
LR Hydraulic Pressure Transducer	Not Utilized		
RR Hydraulic Pressure Transducer	Not Utilized		
Accelerometer - Setra (+ or – 15 g) 141A	A-1055763	Each Test	Each Test
Fifth Wheel – ADAT DSR6/1aa Radar	07030215461	Each Test	Each Test
Wind Velocity/Direct. – Davis Model 6410	050608N22	07/13/08	07/13/09
Ambient Temp. Gage–Davis Mod. 6150.	050608N02	07/13/08	07/13/09
LF Brake Thermocouple - Temprel/Link	T52-0B-24K	Ea. Test w/Link	Ea. Test w/Link
RF Brake Thermocouple - Temprel/Link	T52-0B-24K	Ea. Test w/Link	Ea. Test w/Link
LR Brake Thermocouple - Temprel/Link	T52-0B-24K	Ea. Test w/Link	Ea. Test w/Link
RR Brake Thermocouple - Temprel/Link	T52-0B-24K	Ea. Test w/Link	Ea. Test w/Link
Lock-up Detection System	TRC Propr.	Each Test	Each Test
Vehicle Weight – Toledo/Mettler Scales JAGXTREME 3000000, (Bldg. 70)	SN 5225831- 5JC	02/18/09	05/18/09

QUALITY ASSURANCE

DAILY CALIBRATIONS (1 of 3)

Vehicle: 2009 Cadillac CTS AWD

NHTSA No.: C90101

Deceleration Calibration Data for Unit 9351

Desired full scale value is: 9.81 m/s/s

Allowed deviation is: + or - 0.15 m/s/s

Accelerometer Level to zero, then tilt to full scale

"Date"	"Time"	Zero	Cal
"stp"	"stp"	"Decel"	"Decel"
3/27/2009	13:58:20	0.04	9.76
3/30/2009	8:58:31	0.06	9.81
3/30/2009	14:42:44	0.05	9.77
3/31/2009	7:13:38	0.03	9.72
3/31/2009	15:03:03	0.01	9.78
4/1/2009	8:07:20	0.02	9.88
4/1/2009	14:35:08	-0.20	9.74
4/2/2009	7:21:46	0.02	9.72
4/2/2009	12:05:10	0.02	9.74
4/7/2009	6:38:13	-0.01	9.79
4/7/2009	9:30:48	0.10	9.81
4/7/2009	10:26:46	0.03	9.76

PRE-TEST CALS.

POST-TEST CALS.

Pre-Test Linearity Check 03/27/2009

Actual (m/s/s)	Rec. (m/s/s)
0.0	0.0
3.0	3.0
6.1	6.1
9.8	9.8

Post-Test Linearity Check 04/07/2009

Actual (m/s/s)	Rec. (m/s/s)
0.0	0.0
3.0	3.0
6.1	6.1
9.8	9.8

Distance Calibration Data for Unit 9351

Desired full scale value is: 1000 m

Allowed deviation is: 3 m

Light beam Drive from 0 to 100 to 0 km/h
distance sensor on a measured kilometer

"Date"	"Time"	Distance for
"stp"	"stp"	1000 meters
3/27/2009	13:47:47	1000.7
3/30/2009	9:04:14	1000.0
3/30/2009	14:43:51	1000.6
3/31/2009	7:18:29	1001.0
3/31/2009	15:05:56	1000.8
4/1/2009	8:13:42	1001.1
4/1/2009	14:43:52	1001.7
4/2/2009	7:27:41	1000.2
4/2/2009	12:12:57	999.6
4/7/2009	6:44:05	1000.1
4/7/2009	9:16:41	1000.9

DAILY CALIBRATIONS CONTINUED (2 of 3)

Vehicle: 2009 Cadillac CTS AWD

NHTSA No.: C90101

Wheel Tachometer Calibrations for Unit 9351

Wheel tachometer calibrations: all wheel speeds should be 15 km/h

Wheel Lock Detector	While at a standstill, check zeros.	"Date"	"Time"	Zero	@15km/h	Zero	@15km/h	Zero	@15km/h	Zero	@15km/h
		stp	stp	LF	LF	RF	RF	LR	LR	RR	RR
		3/31/2009	13:24:05	0.0	16.6	-0.1	19.0	-0.2	17.7	0.0	16.4
	Drive vehicle	3/31/2009	15:04:05	0.0	16.2	-0.1	18.3	-0.1	17.1	0.0	15.9
	at approx.	4/1/2009	8:08:49	0.0	16.0	0.0	23.3	-0.1	26.2	0.0	15.7
	15 km/h and	4/1/2009	14:36:29	0.0	15.8	0.0	18.1	-0.1	16.6	0.0	15.5
	engage zero	4/2/2009	7:22:52	0.0	15.6	-0.1	17.8	-0.1	16.5	0.0	15.4
	speed switch	4/2/2009	12:07:55	0.0	16.3	-0.1	18.4	-0.1	17.1	0.0	16.0
	for each	4/7/2009	6:42:58	0.0	16.1	-0.1	18.3	-0.1	17.0	0.0	15.8
	wheel	4/7/2009	9:05:34	0.0	16.1	-0.1	18.2	-0.1	17.0	0.0	15.8

When driven over 15 km/hr and the wheel tack generators are shunted to zero volts, does the graphical screen indicate wheel lock at position?: X Yes, No.

Pedal Force Meter Calibration for Unit 9351

Target shunt calibration is 797 N

Desired recorded value is: 797 N

Desired recorded actual force calibration check value is: 500 N

Allowed deviation is: 6.5 N

Service brk. pedal effort	Driver engages a fixed shunt cal switch.	"Date"	"Time"	Zero	Cal Val	
		stp	stp	Force	Force lb	
		3/27/2009	10:07:14	-2.5	796.8	PRE TEST CAL
		3/27/2009	10:26:31	-2.7	800.6	
		3/30/2009	8:56:26	-1.8	799.8	
		3/30/2009	14:41:14	-2.3	800.2	
		3/31/2009	7:11:39	-1.7	799.4	
		3/31/2009	15:02:08	-2.0	799.6	
		4/1/2009	8:05:40	-2.0	799.5	POST TEST CAL
		4/1/2009	14:33:45	-2.7	799.4	
		4/2/2009	7:20:30	-4.0	799.8	
		4/7/2009	6:35:52	-1.9	799.6	
		4/7/2009	9:29:10	-4.1	800.0	
		4/7/2009	10:05:01	-4.0	798.4	

Pre-Test Linearity Check - 03/27/09

Actual	Recorded
Force (N)	Force (N)
0	0
222	222
445	445
498	498

Post-Test Linearity Check - 04/07/09

Actual	Recorded
Force (N)	Force (N)
0	0
222	223
445	446
498	498

Parking Brake Transducer Cal: Shunt Cal - 936N, Unit 9351 - 04/02/09

Pre-Test

Actual	Recorded
Force (N)	Force (N)
0	0
222	222
445	444
498	498

Post-Test

Actual	Recorded
Force (N)	Force (N)
0	0
222	222
445	444
498	498

DAILY CALIBRATIONS CONTINUED (3 of 3)

Vehicle: 2009 Cadillac CTS AWD

NHTSA No.: C90101

Dynamic Speed Calibration for Unit 9351

Desired speed value is: 100 km/h

Allowed deviation is: 1.6 km/h

Desired time value is: 36 seconds

Allowed deviation is: + or - 0.6 seconds

Light beam Drive vehicle
speed sensor at a steady
100 km/h
through a
kilometer.

"Date"	"Time"	"Speed"	"Time"
stp	stp	km/h	sec
3/27/2009	13:51:24	99.7	36.17
3/30/2009	9:07:38	100.1	36.28
3/30/2009	14:47:19	99.7	36.06
3/31/2009	7:22:03	99.8	36.15
3/31/2009	15:09:07	99.8	35.89
4/1/2009	8:17:14	100.0	36.03
4/1/2009	14:39:04	99.8	35.90
4/2/2009	7:31:48	100.3	36.00
4/2/2009	12:10:54	99.4	36.09
4/7/2009	9:21:43	100.0	36.26

APPENDIX A

Copy of Manufacturer's Sticker



2009 CTS V6 AWD PERFORMANCE SEDAN

EXTERIOR: GOLD MIST
INTERIOR: CASHMERE W/COCOA
ACCENTS

ENGINE, 3.6L V6 VVT
ALL WHEEL DRIVE

STANDARD EQUIPMENT

ITEMS FEATURED BELOW ARE INCLUDED AT NO EXTRA CHARGE IN THE STANDARD VEHICLE PRICE SHOWN

- 5 YEAR / 100,000 MILE POWERTRAIN LIMITED WARRANTY SEE DEALER FOR DETAILS
- 4 YEAR / 50,000 MILE BUMPER-TO-BUMPER WARRANTY SEE DEALER FOR DETAILS

PERFORMANCE

- ENGINE, 3.6L V6 263 HP WITH VARIABLE VALVE TIMING
- ALL WHEEL DRIVE AND TRANSMISSION, 6 SPD AUTOMATIC
- 4 WHEEL IND SUSPENSION SYSTEM
- ANTILOCK BRAKE SYSTEM, 4 WHEEL DISC
- 17" PAINTED ALUMINUM WHEELS
- ALL SEASON TIRES
- STABILITRAK-STABILITY CONTROL
- ALL-SPEED TRACTION CONTROL
- TIRE PRESSURE MONITOR

- TIRE SEALANT & INFLATOR KIT IN PLACE OF SPARE TIRE

LUXURY / CONVENIENCE

- LEATHER WRAPPED STEERING WHEEL WITH AUXILIARY CONTROLS
- DUAL ZONE CLIMATE CONTROL
- SEATS, FRONT BUCKET
- PWR SEAT ADJUST-DRIVER, 8 WAY
- POWER WINDOWS-DRIVER & FRONT PASSENGER EXPRESS UP AND DOWN
- POWER HEATED OUTSIDE MIRRORS
- INSIDE REARVIEW MIRROR, AUTO DIMMING
- CRUISE CONTROL
- DRIVER INFORMATION CENTER
- REAR SEAT PASS-THRU TO TRUNK
- AM/FM STEREO, CD PLAYER, BOSE 8 SPEAKER SYSTEM
- XM SATELLITE RADIO - SERVICE FEE EXTRA. 1ST 3 MONTHS INCL.

SAFETY

- FRONT & SIDE IMPACT AIRBAGS,

- DRIVER AND FRONT PASSENGER HEAD CURTAIN SIDE AIRBAGS, FRONT/REAR

- W/ ROLLOVER PROTECTION
- SAFETY BELT PRETENSIONERS
- ACTIVE HEAD RESTRAINTS
- FRONT SEATS
- DAYTIME RUNNING LAMPS
- TWILIGHT SENTINEL AUTO LAMPS
- POWER DOOR LOCKS-PROGRAMMABLE
- CHILD SECURITY DR LOCKS REAR
- THEFT DETERRENT SYSTEM
- REMOTE KEYLESS ENTRY
- 1YR ONSTAR DIRECTIONS W/TURN-BY-TURN NAVIGATION/ASK DEALER ABOUT GEOGRAPHIC COVERAGE)

OPTIONS & PRICING

MANUFACTURER'S SUGGESTED RETAIL PRICE

STANDARD VEHICLE PRICE \$37,980.00

OPTIONS INSTALLED BY THE MANUFACTURER (MAY REPLACE STANDARD EQUIPMENT SHOWN)

CTS STANDARD PACKAGE INC. 3,755.00

PERFORMANCE COLLECTION:

- "18" ALL SEASON TIRE

PERFORMANCE PACKAGE:

- HEADLAMPS, HIGH INTENSITY DISCHARGE W/ADAPTIVE FORWARD LIGHTING

*HEADLAMP WASHER

- "18" PAINTED ALUMINUM WHEELS

*ALL SEASON TIRES

*DIFFERENTIAL, LIMITED SLIP

*SPORT SUSPENSION SYSTEM

*FOG LAMPS

*SEATING PACKAGE:

- SEATS, LEATHER SURFACES

*PWR SEAT ADJUST-FRONT

PASSENGER & PWR LUMBAR-FRONT

PASSENGER/DRIVER, 10 WAY

*MEMORY SEAT ADJUSTER

*HEATED FRONT SEATS

Visit us at www.cadillac.com

- *BLUETOOTH FOR PHONE
- *CONVENIENCE NET, CARGO
- *UNIVERSAL HOME REMOTE
- *HEATED WINDSHIELD WASHER FLUID

PERFORMANCE LUXURY PACKAGE:

- LUXURY LEVEL ONE PACKAGE:

*THEFT DETERRENT ALARM SYSTEM

*AM/FM STEREO, 6 DISC CD

PLAYER, BOSE 8 SPEAKER

SYSTEM

(REPLACES STD/OPT RADIO)

*RAINSENSE WINDSHIELD WIPERS

*INTERIOR AMBIENT LIGHTING

*LUXURY LEVEL TWO PACKAGE:

- COOLED SEATS, DRIVER AND FRONT PASSENGER

*SEATS, REAR SPLIT FOLDING

*POWER TILT/TELESCOPE

STEERING WHEEL

*KEYLESS ACCESS

*REAR PARK ASSIST

ULTRAVIEW SUNROOF	900.00
18" POLISHED ALUMINUM WHEELS (REPLACES STD/OPT WHEELS)	750.00
SAPELE WOOD TRIM ON CENTER CONSOLE, INSTRUMENT PANEL AND DOOR TRIM	495.00
TIRE, COMPACT SPARE (REPLACES TIRE INFLATOR KIT)	250.00
SAPELE WOOD TRIM ON STEERING WHEEL AND SHIFT KNOB	150.00
TOTAL OPTIONS	\$9,065.00
TOTAL VEHICLE & OPTIONS	\$47,045.00
DESTINATION CHARGE	775.00
TOTAL VEHICLE PRICE*	\$47,820.00

EPA Fuel Economy Estimates

CITY MPG

17

Expected range for most drivers
14 to 20 MPG

Estimated Annual Fuel Cost

\$3,075

based on 15,000 miles at \$4.10 per gallon

Combined Fuel Economy

20

This Vehicle
11 20 46
All MID-SIZE CARS

HIGHWAY MPG

25

Expected range for most drivers
20 to 30 MPG

Your actual mileage will vary depending on how you drive and maintain your vehicle.

D7A



See the FREE Fuel Economy Guide at dealers or www.fueleconomy.gov



GOVERNMENT SAFETY RATINGS

Frontal Crash

Driver

Passenger

★ ★ ★ ★

Star ratings based on the risk of injury in a frontal impact.

Frontal ratings should ONLY be compared to other vehicles of similar size and weight.

Side Crash

Front seat

Rear seat

★ ★ ★ ★

Star ratings based on the risk of injury in a side impact.

Rollover

★ ★ ★ ★

Star ratings based on the risk of rollover in a single vehicle crash.

Star rating range from 1 to 5 stars (★ ★ ★ ★ ★), with 5 being the highest.

Source: National Highway Traffic Safety Administration (NHTSA).

www.safercar.gov or 1-888-327-4236

CLEANER

(0.49) THIS VEHICLE

(0.37) AVERAGE NEW VEHICLE

SMOG INDEX

MORE POLLUTING

0.0 0.5 1.0 1.5 2.0 2.5 3.0

Note: The SMOG Index (SI) indicates the relative level of smog-forming pollutants emitted by this vehicle. The lower the SI, the lower the vehicle's emissions.

PART'S CONTENT INFORMATION

FOR VEHICLES IN THIS CARLINE:
U.S./CANADIAN PARTS CONTENT: 70%

NOTE: PARTS CONTENT DOES NOT INCLUDE FINAL ASSEMBLY, DISTRIBUTION, OR OTHER NON-PARTS COSTS.

FOR THIS VEHICLE:

FINAL ASSEMBLY POINT:

LANSING, MI U.S.A.

COUNTRY OF ORIGIN:

ENGINE: UNITED STATES

TRANSMISSION: UNITED STATES

The label has been applied pursuant to Federal law. Do not remove prior to delivery to the consumer. Manufacturer's Recommended Maintenance Service. Does not include dealer and accessories not listed above, local taxes or license fees.

© 2007 General Motors Corporation
GM/BL PRO, 2012 - 14/03/2008

ORDER NO. M24217 SALES CODE E
SALES MODEL CODE 6D066
DEALER NO. 20226
FINAL ASSEMBLY: LANSING, MI U.S.A.

VIN 1G6DG57790130497

DEALER TO WHOM DELIVERED
SHEPHERD'S CHEVROLET-CADILLAC, INC.
PO BOX 347
NORTH MANCHESTER, IN 46962-0347



LG
1GA0674878

APPENDIX B

Discussion on Data

DISCUSSION ON DATA

Symbols for Brake Components

4	-	4 Wheel	G	-	Groan	DL	-	Deceleration (State FPSPS)
X	-	Skid	SQ	-	Squeal	PF	-	Pedal on Floor
L	-	Left	SQK	-	Squeak	SCP	-	Shoe Scrape
R	-	Right	PO	-	Pinchout	RB	-	Rubber Banding
R	-	Rear	P	-	Pull	O	-	Odor
F	-	Front	R	-	Shudder	NOX	-	No Skid
B	-	Both	M	-	Momentary			

INT or INIT	-	Initial Part of Stop
MID	-	Middle of Stop
END	-	End of Stop

All stops were made manually.

APPENDIX C

Contractor's Comments
Procedure Modifications
and
Test Facility

Comments for vehicle C90101.

For all recorded decelerations:

The recorded *average* deceleration values for the tests are slightly lower than that which is required or targeted for certain test sections. However, in all cases and in reality, the driver maintained the correct required/target deceleration values for the majority of time for each of those stops. The recorded deceleration is acquired from the moment the service brake pedal is moved until the vehicle reaches zero speed. Therefore, the time needed to achieve the target deceleration (rise time) and the time the vehicle goes from the target deceleration to zero (fall time) is included in the average deceleration calculation. The rise and fall times were added to the entire length of the stops. Hence, the recorded average deceleration values were generally and slightly less than the required/target deceleration values.

For Data Sheet 16 – Antilock Functional Failure at LLVW, the “BRAKE”, “Traction Control” and “ABS” warning lamps were on. These same lamps were on during testing for Data Sheet 22 – Antilock Functional Failure at GVWR.

For Data Sheets 18 through 21 – Hydraulic Circuit Failure #1 and #2 at LLVW and GVWR, the “BRAKE” and “Traction Control” lamps were on.

The Hydraulic Circuit Failure Tests were not performed to the lab procedure sequence to both save time and cause minimal disruption to the hydraulic brake system. Sequence: Circuit #1 @ LLVW; Circuit #2 @ LLVW: Circuit #2 @ GVWR and Circuit #1 @ GVWR.

7.5-MILE TEST TRACK

The 7.5-mile test track encloses a 1,600-acre area, one mile wide and 3.5 miles long.

The track has a downward grade, north to south, of 0.228 percent and a cross slope in the straightaways of 3/16 inch per foot. The 1.88 mile long straightaways flow into transition areas 2,300 feet in length and then into 5,275-foot long curves with a constant radius of 2,400 feet. The 36-foot wide straightaways and the 42-foot wide curves provide three test lanes. Paved berms, 12 feet in width, border the straightaways and the inside of the curves.

As a vehicle moves toward the outside of the track in the curves, it encounters a progressively steeper bank. The inside lane (or "slow" lane) has a bank of 10 degrees allowing a neutral speed of 80 mph with no side forces. In the center lane, the slope increases to 19 degrees resulting in a neutral speed of 110 mph. The outside lane's 28-degree bank allows a 140 mph neutral speed. Rimming the outer lane is a seven-foot safety lane culminating in a 36-degree slope at the guardrail.

The facility is paved with Portland cement concrete. It carries a maximum single axle load of 36,000 pounds and a maximum tandem axle load weight of 48,000 pounds. Special provisions can be made for heavier weight loads.

With 22.5 lane miles, our track will accommodate many vehicles simultaneously. Research which utilizes the track includes component performance and durability studies, brake tests, aerodynamic studies, fuel economy studies, drive line efficiency tests, and the determination of vehicular acceleration and cruise characteristics. In addition, it supports maximum speed determination, road load power, noise and emission measurements and tire durability test programs.

The 7.5-mile test track can be used in conjunction with other facilities at TRC. It provides an excellent area for pre-test conditioning of equipment such as brake burnishing, tire break-in, and vehicle warm-up.

TRC SKID PAD

The Skid Pad is a test facility which is utilized primarily for the evaluation of tire and brake systems.

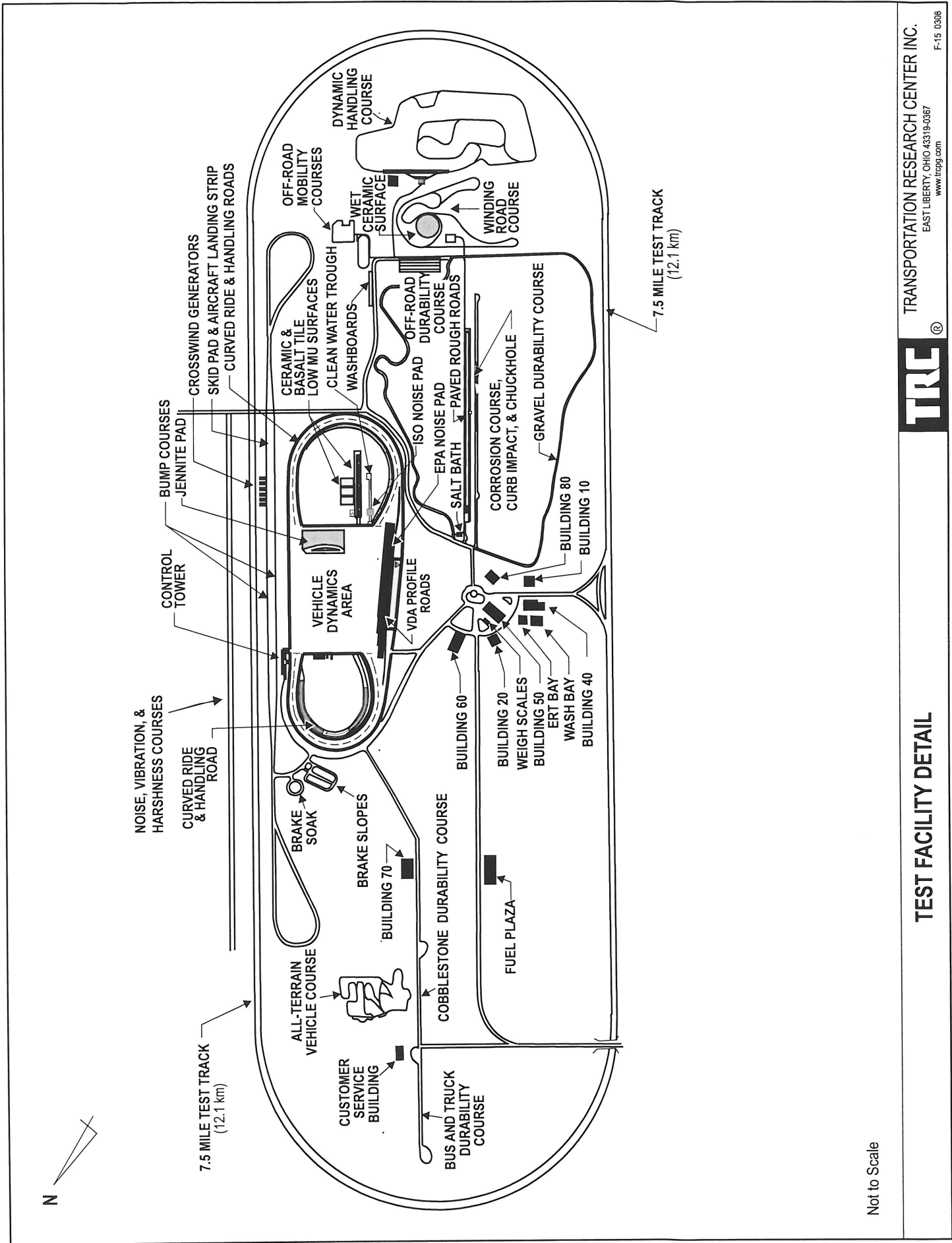
The overall dimensions of the pad are 9,000 feet by 84 feet with loops on the north and south ends. Both turnaround loops have a 309-foot radius and are 16 feet wide with a 25 percent super elevation. They will accommodate speeds of 45 mph with zero side force and 60 mph with .5 g's lateral acceleration. The acceleration/deceleration lanes at each end are 3,280 feet in length.

A test area of 210,000 square feet is situated in the center of the skid pad containing several test pads with varying surface textures. Skid numbers in this area range from 30 (wet) to 80 (dry).

The skid pad is paved with Portland cement. The load capacity of the skid pad is 36,000 pounds maximum single axle weight and 48,000 pounds maximum tandem axle weight.

Varying surface textures in the main test area are ideal for testing tire and/or brake system performance on different surfaces as characterized by "skid numbers." The skid pad is also used for acceleration studies, aerodynamics, rolling resistance, noise testing, and vehicle top speed determination.

The subject test vehicle was rear wheel anti lock equipped. Rather than rapidly and fully applying the service brake control, the driver modulated the service brake control as necessary to control/prevent front wheel lock.

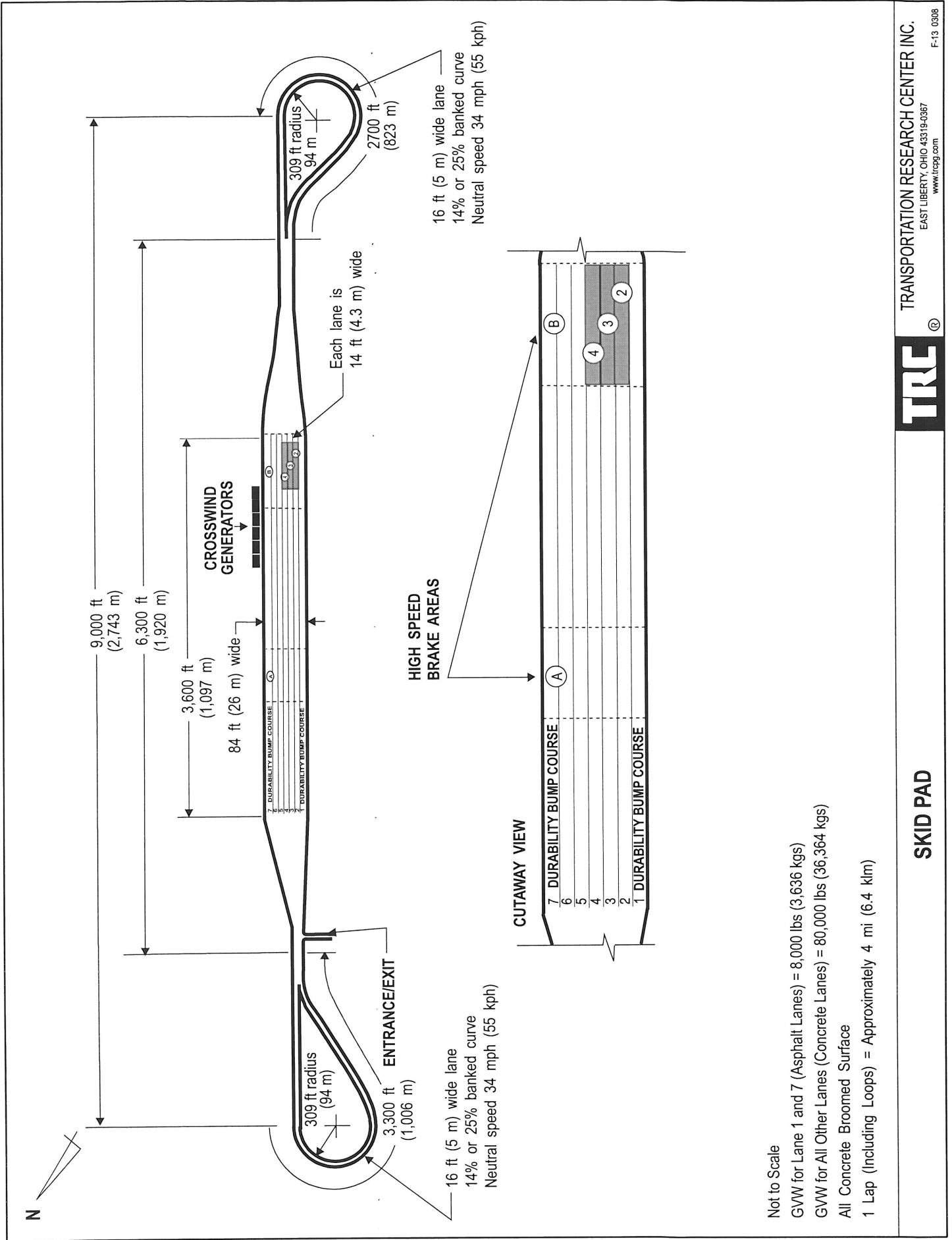


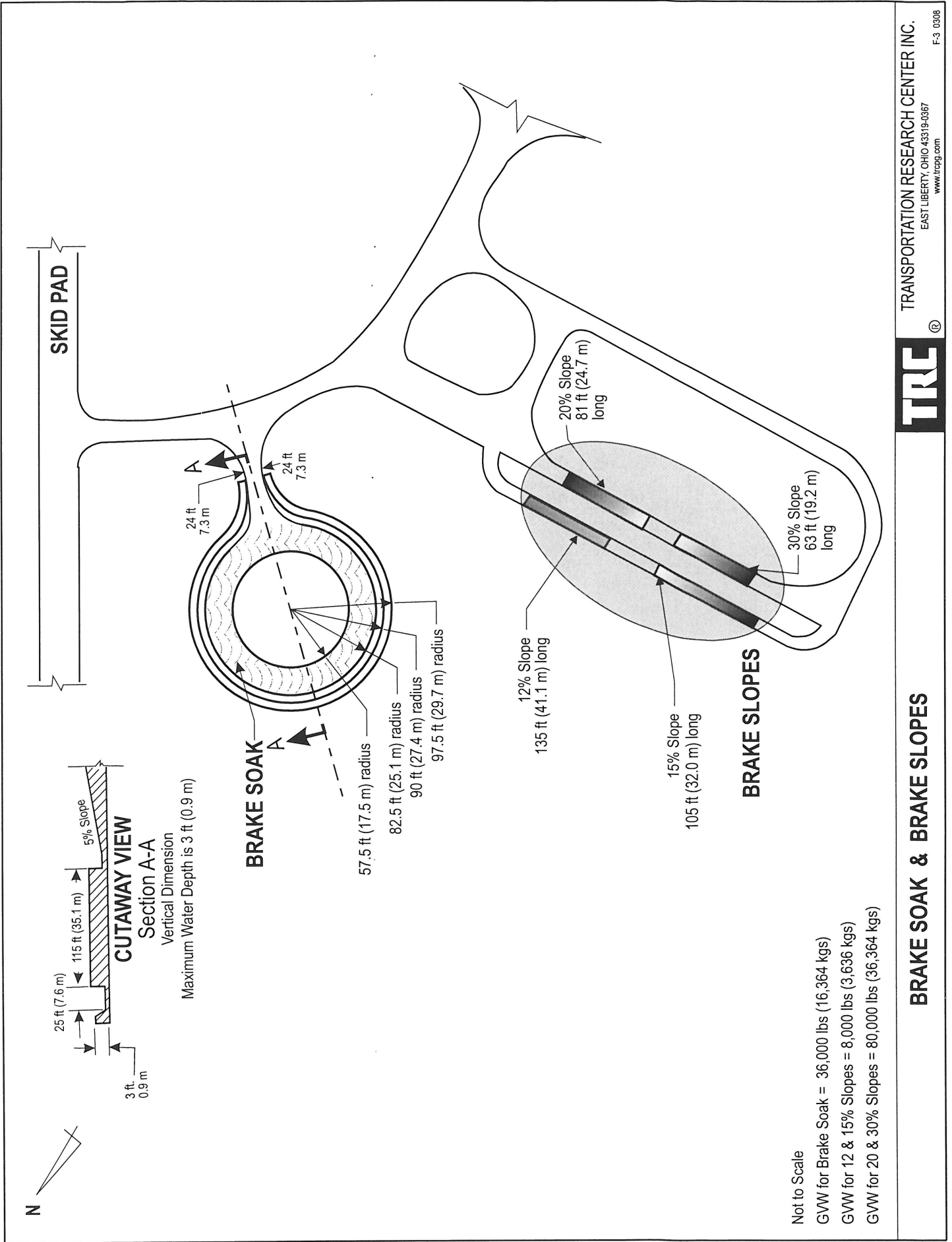
Not to Scale

TEST FACILITY DETAIL

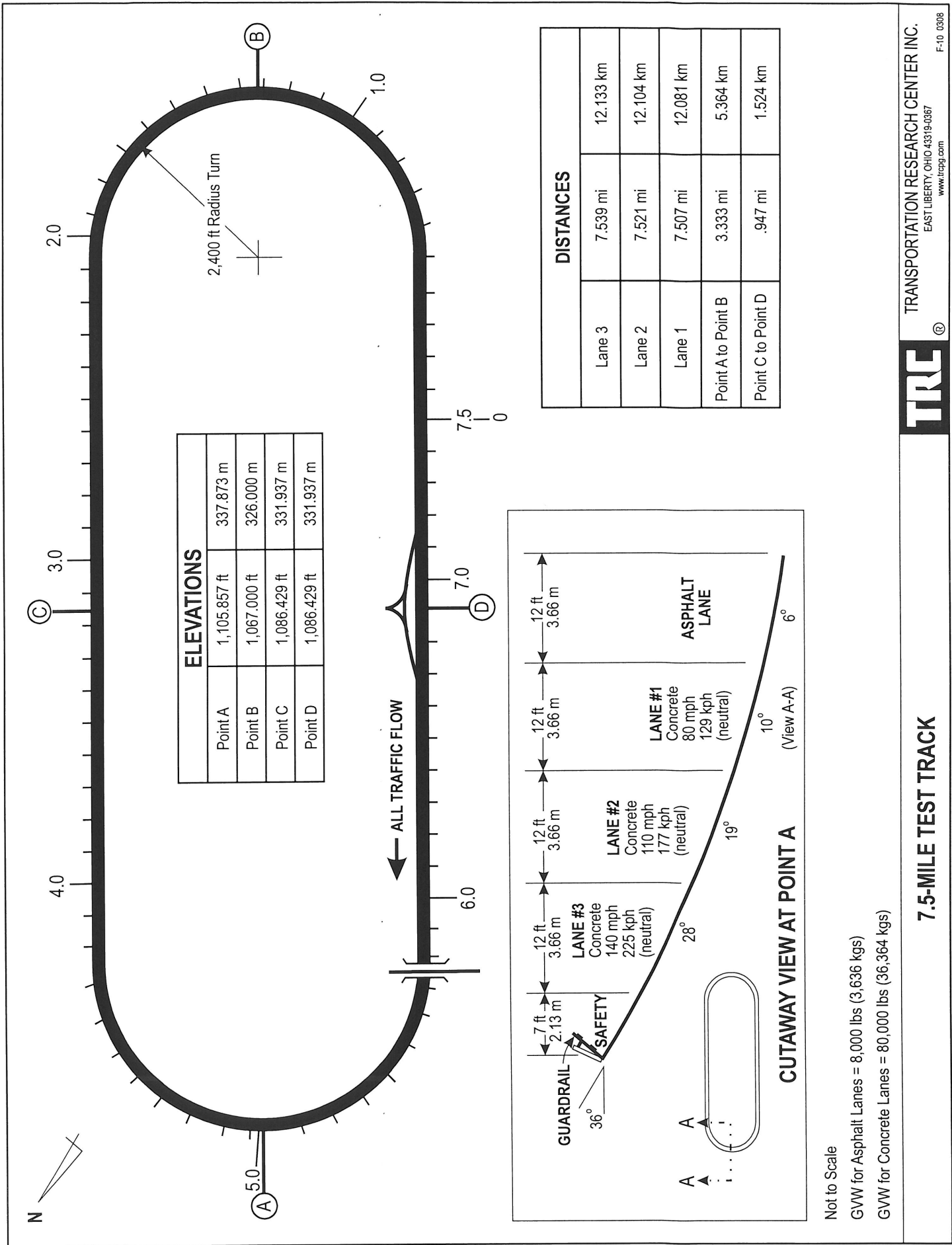
TRANSPORTATION RESEARCH CENTER INC.
EAST LIBERTY, OHIO 43319-0367
www.trcpg.com
F-15 0308







BRAKE SOAK & BRAKE SLOPES



APPENDIX D
Notice of Possible Non-Compliance

This vehicle (C90101) met the requirements of the FMVSS 135 Standard.